

All-In.



Independent / incl. HDI
RETAIL PRICE LIST
valid 01.03.2023-31.08.2023



Emission Tested
Tested for Harmful
Substances
Regular Product
Surveillance
www.tuv.com
ID 1111263053



All-In.



Carcase and front colours

Please specify the exact colour combination of front and carcass colour for each order!

Designs:

Interior colour

Model no. 054 Pebble grey finish, Handles in chrome	Model no. 056 White, Handles in chrome	Model no. 051 Bianco oak finish, Handles in chrome	Treeline
Model no. 953 Pebble grey finish, Handles in slate	Modell-Nr. 954 White, Handles in slate	Model no. 955 Bianco oak finish, Handles in slate	

Glass fronts

Mirror

Glass Pebble grey	Glass white	Glass Champagne	Crystal mirror
-----------------------------	--------------------	---------------------------	-----------------------

	Side	Plinth	Side	Plinth	Side	Plinth	Side	Plinth	Side	Plinth	Side	Width effective
50	1,5	47,5	1,5									50,5 cm
100	1,5	96,4	1,5									99,4 cm
150	1,5	96,4	1,5	47,5	1,5							148,4 cm
200	1,5	96,4	1,5	96,4	1,5							197,3 cm
250	1,5	96,4	1,5	47,5	1,5	96,4	1,5					246,3 cm
300	1,5	96,4	1,5	96,4	1,5	96,4	1,5					295,2 cm
350	1,5	96,4	1,5	96,4	1,5	47,5	1,5	96,4	1,5	96,4	1,5	344,2 cm
400	1,5	96,4	1,5	96,4	1,5	96,4	1,5	96,4	1,5	96,4	1,5	393,1 cm

Emission Tested
Tested for Harmful
Substances
Regular Product
Surveillance

www.tuv.com
ID 1111253053

MÖBELHERSTELLUNG
KLIMA
NEUTRAL

H20150155

Zertifiziert durch die DGM
Verband der Deutschen Möbelindustrie e.V.

H20150155

EMISSIONSKLASSE für Möbel
Emission class for furniture
Kastenselbst / cabinet furniture
Hersteller-Nr. / manufacturer-no.
H20150155
Kollektion / collection / Modell / model
Gesamtkollektion
Prüfnummer / control number
15-037-20

A
B
C
D **A**

Emissionsklasse für Möbel nach der
RAL-Registrierung RAL-RG 437
der Deutschen Gütegemeinschaft
Möbel • Emission class for furniture
according to RAL-RG 437 •
www.emissionslabel.de

Quality
Management

We reserve the right to color and model deviations or the correction of erroneous information. All measures are approximate cm.

All-In.



Independent / incl. HDI
RETAIL PRICE LIST
valid **01.03.2023-31.08.2023**



Emission Tested
Tested for Harmful
Substances
Regular Product
Surveillance
www.tuv.com
ID 1111263053



All-In.



Independent / incl. HDI
RETAIL PRICE LIST
valid 01.03.2023-31.08.2023



Emission Tested
Tested for Harmful
Substances
Regular Product
Surveillance
www.tuv.com
ID: 1111263053







Hinged-door wardrobes without cornice

Interior:

2 shelves, 1 clothes rail per compartment

All hinged-doors incl. cushioned hinges

Description	Dimensions cm			Art. no.	GBP	
	W	H	D			
 Doors in carcass colours						
1 door	LHH	50	216	58	500	648,-
1 door	RHH	50	216	58	501	648,-
2 doors		100	216	58	502	785,-
3 doors		150	216	58	503	1020,-
4 doors		200	216	58	504	1158,-
5 doors		250	216	58	505	1363,-
6 doors		300	216	58	506	1535,-
7 doors		350	216	58	507	1810,-
8 doors		400	216	58	508	1948,-
 Doors in carcass colours and crystal mirrored doors						
1 door	1 mirrored door, LHH	50	216	58	509	730,-
1 door	1 mirrored door, RHH	50	216	58	510	730,-
2 doors	2 mirrored doors	100	216	58	511	955,-
3 doors	1 mirrored door	150	216	58	512	1110,-
4 doors	2 mirrored doors	200	216	58	513	1330,-
5 doors	1 mirrored door	250	216	58	514	1453,-
5 doors	3 mirrored doors	250	216	58	515	1625,-
6 doors	2 mirrored doors	300	216	58	516	1708,-
6 doors	4 mirrored doors	300	216	58	517	1880,-
7 doors	1 mirrored door	350	216	58	518	1900,-
7 doors	3 mirrored doors	350	216	58	519	2070,-
7 doors	5 mirrored doors	350	216	58	520	2240,-
8 doors	2 mirrored doors	400	216	58	521	2018,-
8 doors	4 mirrored doors	400	216	58	522	2175,-
8 doors	6 mirrored doors	400	216	58	523	2345,-

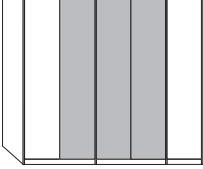
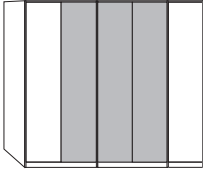


Hinged-door wardrobes without cornice

Interior:

2 shelves, 1 clothes rail per compartment

All hinged-doors incl. cushioned hinges

Description	Dimensions cm			Art. no.	GBP	
	W	H	D			
 Centre doors in pebble grey finish						
1 door	1 door in highlight colour, LHH	50	216	58	548	648,-
1 door	1 door in highlight colour, RHH	50	216	58	549	648,-
2 doors	2 doors in highlight colour	100	216	58	550	785,-
3 doors	1 door in highlight colour	150	216	58	551	1020,-
4 doors	2 doors in highlight colour	200	216	58	552	1158,-
5 doors	1 door in highlight colour	250	216	58	553	1363,-
5 doors	3 doors in highlight colour	250	216	58	554	1363,-
6 doors	2 doors in highlight colour	300	216	58	555	1535,-
6 doors	4 doors in highlight colour	300	216	58	556	1535,-
7 doors	1 door in highlight colour	350	216	58	557	1810,-
7 doors	3 doors in highlight colour	350	216	58	558	1810,-
7 doors	5 doors in highlight colour	350	216	58	559	1810,-
8 doors	2 doors in highlight colour	400	216	58	560	1948,-
8 doors	4 doors in highlight colour	400	216	58	561	1948,-
8 doors	6 doors in highlight colour	400	216	58	562	1948,-
 Centred doors in white						
1 door	1 door in highlight colour, LHH	50	216	58	563	648,-
1 door	1 door in highlight colour, RHH	50	216	58	564	648,-
2 doors	2 doors in highlight colour	100	216	58	565	785,-
3 doors	1 door in highlight colour	150	216	58	566	1020,-
4 doors	2 doors in highlight colour	200	216	58	567	1158,-
5 doors	1 door in highlight colour	250	216	58	568	1363,-
5 doors	3 doors in highlight colour	250	216	58	569	1363,-
6 doors	2 doors in highlight colour	300	216	58	570	1535,-
6 doors	4 doors in highlight colour	300	216	58	571	1535,-
7 doors	1 door in highlight colour	350	216	58	572	1810,-
7 doors	3 doors in highlight colour	350	216	58	573	1810,-
7 doors	5 doors in highlight colour	350	216	58	574	1810,-
8 doors	2 doors in highlight colour	400	216	58	575	1948,-
8 doors	4 doors in highlight colour	400	216	58	576	1948,-
8 doors	6 doors in highlight colour	400	216	58	577	1948,-

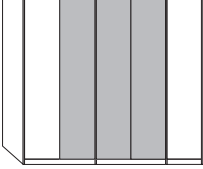



Hinged-door wardrobes without cornice

Interior:

2 shelves, 1 clothes rail per compartment

All hinged-doors incl. cushioned hinges

Description	Dimensions cm			Art. no.	GBP	
	W	H	D			
 Centre doors in champagne finish						
1 door	1 door in highlight colour, LHH	50	216	58	432	648,-
1 door	1 door in highlight colour, RHH	50	216	58	433	648,-
2 doors	2 doors in highlight colour	100	216	58	434	785,-
3 doors	1 door in highlight colour	150	216	58	435	1020,-
4 doors	2 doors in highlight colour	200	216	58	436	1158,-
5 doors	1 door in highlight colour	250	216	58	437	1363,-
5 doors	3 doors in highlight colour	250	216	58	438	1363,-
6 doors	2 doors in highlight colour	300	216	58	439	1535,-
6 doors	4 doors in highlight colour	300	216	58	440	1535,-
7 doors	1 door in highlight colour	350	216	58	441	1810,-
7 doors	3 doors in highlight colour	350	216	58	442	1810,-
7 doors	5 doors in highlight colour	350	216	58	443	1810,-
8 doors	2 doors in highlight colour	400	216	58	444	1948,-
8 doors	4 doors in highlight colour	400	216	58	445	1948,-
8 doors	6 doors in highlight colour	400	216	58	446	1948,-
 Centre doors in glass pebble grey						
1 door	1 glass door left	50	216	58	623	730,-
1 door	1 glass door right	50	216	58	624	730,-
2 doors	2 glass doors	100	216	58	625	955,-
3 doors	1 glass door	150	216	58	626	1110,-
4 doors	2 glass doors	200	216	58	627	1330,-
5 doors	1 glass door	250	216	58	628	1453,-
5 doors	3 glass doors	250	216	58	629	1625,-
6 doors	2 glass doors	300	216	58	630	1708,-
6 doors	4 glass doors	300	216	58	631	1880,-
7 doors	1 glass door	350	216	58	632	1900,-
7 doors	3 glass doors	350	216	58	633	2070,-
7 doors	5 glass doors	350	216	58	634	2240,-
8 doors	2 glass doors	400	216	58	635	2018,-
8 doors	4 glass doors	400	216	58	636	2175,-
8 doors	6 glass doors	400	216	58	637	2345,-





Hinged-door wardrobes without cornice

Interior:

2 shelves, 1 clothes rail per compartment


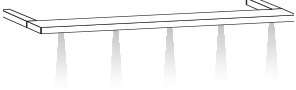
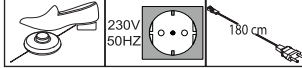

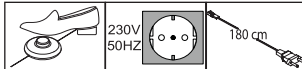
All hinged-doors incl. cushioned hinges

Description	Dimensions cm			Art. no.	GBP
	W	H	D		
 Centre doors in glass white					
1 door 1 glass door left	50	216	58	668	730,-
1 door 1 glass door right	50	216	58	669	730,-
2 doors 2 glass doors	100	216	58	670	955,-
3 doors 1 glass door	150	216	58	671	1110,-
4 doors 2 glass doors	200	216	58	672	1330,-
5 doors 1 glass door	250	216	58	673	1453,-
5 doors 3 glass doors	250	216	58	674	1625,-
6 doors 2 glass doors	300	216	58	675	1708,-
6 doors 4 glass doors	300	216	58	676	1880,-
7 doors 1 glass door	350	216	58	677	1900,-
7 doors 3 glass doors	350	216	58	678	2070,-
7 doors 5 glass doors	350	216	58	679	2240,-
8 doors 2 glass doors	400	216	58	680	2018,-
8 doors 4 glass doors	400	216	58	681	2175,-
8 doors 6 glass doors	400	216	58	682	2345,-
 Centre doors in glass champagne					
1 door 1 glass door left	50	216	58	462	730,-
1 door 1 glass door right	50	216	58	463	730,-
2 doors 2 glass doors	100	216	58	464	955,-
3 doors 1 glass door	150	216	58	465	1110,-
4 doors 2 glass doors	200	216	58	466	1330,-
5 doors 1 glass door	250	216	58	467	1453,-
5 doors 3 glass doors	250	216	58	468	1625,-
6 doors 2 glass doors	300	216	58	469	1708,-
6 doors 4 glass doors	300	216	58	470	1880,-
7 doors 1 glass door	350	216	58	471	1900,-
7 doors 3 glass doors	350	216	58	472	2070,-
7 doors 5 glass doors	350	216	58	473	2240,-
8 doors 2 glass doors	400	216	58	474	2018,-
8 doors 4 glass doors	400	216	58	475	2175,-
8 doors 6 glass doors	400	216	58	477	2345,-





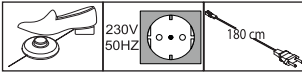

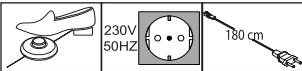
Cornices

with or without lights

Description	Dimensions cm			Art. no.	GBP
	W	H	D		
 <p>Cornice, without lights</p> <ul style="list-style-type: none"> - for width 50 cm - for width 100 cm - for width 150 cm - for width 200 cm - for width 250 cm - for width 300 cm - for width 350 cm - for width 400 cm 	50	3,2	12,5	900	53,-
	100	3,2	12,5	901	60,-
	150	3,2	12,5	902	70,-
	200	3,2	12,5	903	80,-
	250	3,2	12,5	904	85,-
	300	3,2	12,5	905	90,-
	350	3,2	12,5	906	135,-
	400	3,2	12,5	907	145,-
 <p>With LED lights</p> <ul style="list-style-type: none"> 1 light - for width 50 cm 2 lights - for width 100 cm 3 lights - for width 150 cm 4 lights - for width 200 cm 5 lights - for width 250 cm 6 lights - for width 300 cm 7 lights - for width 350 cm 8 lights - for width 400 cm <p>This product contains light devices of energy efficiency class F</p> 	50	3,2	12,5	908	223,-
	100	3,2	12,5	909	263,-
	150	3,2	12,5	910	300,-
	200	3,2	12,5	911	375,-
	250	3,2	12,5	912	450,-
	300	3,2	12,5	913	525,-
	350	3,2	12,5	914	675,-
	400	3,2	12,5	915	748,-
 <p>LED line light</p> <ul style="list-style-type: none"> 2 items 3 items <p>This product contains light devices of energy efficiency class E</p> 	60	6	19	937	248,-
	60	6	19	938	320,-



Passe-partout frames for hinged-door wardrobes and lights

Description	Dimensions cm			Art. no.	GBP
	W	H	D		
 <p>Passepartout-frame, without lights, Width per side profile: 3.2 cm</p> <ul style="list-style-type: none"> - for width 50 cm - for width 100 cm - for width 150 cm - for width 200 cm - for width 250 cm - for width 300 cm - for width 350 cm - for width 400 cm 	56,4	220	12,5	916	90,-
	106,4	220	12,5	917	95,-
	156,4	220	12,5	918	103,-
	206,4	220	12,5	919	115,-
	256,4	220	12,5	920	125,-
	306,4	220	12,5	921	130,-
	356,4	220	12,5	922	175,-
	406,4	220	12,5	923	180,-
 <p>With LED lights, Width per side profile 3.2 cm</p> <ul style="list-style-type: none"> 1 light - for width 50 cm 2 lights - for width 100 cm 3 lights - for width 150 cm 4 lights - for width 200 cm 5 lights - for width 250 cm 6 lights - for width 300 cm 7 lights - for width 350 cm 8 lights - for width 400 cm <p>This product contains light devices of energy efficiency class F</p> 	56,4	220	12,5	924	280,-
	106,4	220	12,5	925	335,-
	156,4	220	12,5	926	408,-
	206,4	220	12,5	927	450,-
	256,4	220	12,5	928	510,-
	306,4	220	12,5	929	563,-
	356,4	220	12,5	930	748,-
	406,4	220	12,5	931	828,-
 <p>Lights for side profiles</p>	1,5	220	216	098	585,-
<p>This product contains light devices of energy efficiency class F</p> 					

Please note:

Passe-partout frame increases the wardrobe width to the dimensions indicated.



Interior packages for hinged-door wardrobes



When ordering more than one accessory item for a compartment, please make sure that all accessories do not interfere with each other's function.

Description	Dimensions cm			Art. no.	GBP
	W	H	D		
<h3>Interior package Basic</h3> <p>For wardrobe width 200 cm:</p> <ul style="list-style-type: none"> - 060 Drawer insert, 2 pull-outs, wooden front, W 96.4 cm - 046 Interior mirror <p>For wardrobe width 250 cm:</p> <ul style="list-style-type: none"> - 060 Drawer insert, 2 pull-outs, wooden front, W 96.4 cm - 029 3 shelves pack W 47.5 cm - 046 Interior mirror <p>For wardrobe width 300 cm:</p> <ul style="list-style-type: none"> - 060 Drawer insert, 2 pull-outs, wooden front, W 96.4 cm - 031 3 shelves pack W 96.4 cm - 046 Interior mirror 				100	398,-
				101	490,-
				102	513,-
<h3>Interior package Premium</h3> <p>For wardrobe width 200 cm:</p> <ul style="list-style-type: none"> - 064 Drawer insert, 3 pull-outs, wooden front, W 96.4 cm - 250 Laundry shelf insert, W 96.4 cm - 046 Interior mirror <p>For wardrobe width 250 cm:</p> <ul style="list-style-type: none"> - 064 Drawer insert, 3 pull-outs, wooden front, W 96.4 cm - 250 Laundry shelf insert, W 96.4 cm - 046 Interior mirror <p>For wardrobe width 300 cm:</p> <ul style="list-style-type: none"> - 064 Drawer insert, 3 pull-outs, wooden front, W 96.4 cm - 250 Laundry shelf insert, W 96.4 cm - 046 Interior mirror 				103	915,-
				104	915,-
				105	915,-

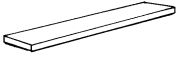
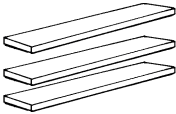
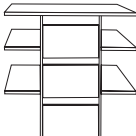
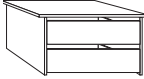
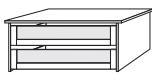
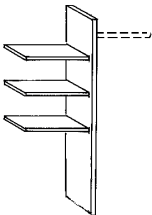



Unit accessories

Interior: Treeline



When ordering more than one accessory item for a compartment, please make sure that all accessories do not interfere with each other's function.

Description	Dimensions cm			Art. no.	GBP
	W	H	D		
 <p>1 shelf</p> <p>- for compartment width 47.5 cm - for compartment width 96.4 cm</p>	47,5 96,4	2,2 2,2	51,5 51,5	028 030	58,- 80,-
 <p>3 shelves</p> <p>- for compartment width 47.5 cm - for compartment width 96.4 cm</p>	47,5 96,4	2,2 2,2	51,5 51,5	029 031	103,- 125,-
 <p>Drawer insert with 3 self-closing drawers and wooden front</p> <p>- for compartment width 96.4 cm</p>	96,4	89	51,5	064	588,-
 <p>Schubkasten-Einsatz mit 2 Auszügen mit Kugelauszug und Holzfront für Drehtüren- und Schwebetürenschränke</p> <p>- for 50 cm compartment width of drawer insert: 32.5 cm</p> <p>- for 100 cm compartment Width of drawer insert: 81.4 cm</p>	47,5 96,4	41 41	51,5 51,5	038 060	308,- 338,-
 <p>Drawer insert with 2 drawers and glass front for hinged- and sliding-door wardrobes</p> <p>- for 50 cm compartment width of drawer insert: 32.5 cm</p> <p>- for 100 cm compartment Width of drawer insert: 81.4 cm</p>	47,5 96,4	41 41	52 51,5	047 061	388,- 438,-
 <p>Laundry shelf insert, consisting of:</p> <p>3 shelves, 1 hanging rail, 1 mid panel</p> <p>For use on both sides (left or right)!</p> <p> Only to be placed on base plinth!</p>	96,4	137	51,5	250	233,-




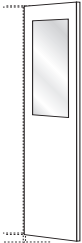




Unit accessories

Interior: Treeline





When ordering more than one accessory item for a compartment, please make sure that all accessories do not interfere with each other's function.

Description	Dimensions cm			Art. no.	GBP
	W	H	D		
 <p>Tie and belt pull-out</p>	7	19	45	059	128,-
 <p>Utensil pull-out</p>	16	9	45	476	145,-
 <p>Trousers holder</p>	45	10	50	056	298,-
 <p>Interior mirror</p> <p> ! ATTENTION ! Only in combination with swing doors!</p>	36	80	1	046	68,-
 <p>LED Wardrobe interior lights with motion detector, incl. rechargeable battery via USB</p> <p>1 item</p> <p>2 items</p> <p>3 items</p> <p>4 items</p>	10	2	10	106	113,-
	10	2	10	107	183,-
	10	2	10	108	263,-
	10	2	10	109	335,-



Occasional furniture

flat feet in chrome





Description	Dimensions cm			Art. no.	GBP		
	W	H	D				
 <p>Bedside cabinet, 2 drawers</p>	- Front in carcase colour	piece	50	41	43	071	298,-
		pair	50	41	43	072	573,-
	- Front in pebble grey finish	piece	50	41	43	073	298,-
		pair	50	41	43	074	573,-
	- Front in white	piece	50	41	43	075	298,-
		pair	50	41	43	076	573,-
	- Front in champagne finish	piece	50	41	43	140	298,-
		pair	50	41	43	141	573,-
	- Front glass pebble grey	piece	50	41	43	079	338,-
		pair	50	41	43	080	663,-
	- Front glass white	piece	50	41	43	081	338,-
		pair	50	41	43	082	663,-
	- Front glass champagne	piece	50	41	43	062	338,-
		pair	50	41	43	063	663,-
 <p>Bedside cabinet, 3 drawers</p>	- Front in carcase colour	piece	50	57	43	032	325,-
		pair	50	57	43	033	638,-
	- Front in pebble grey finish	piece	50	57	43	034	325,-
		pair	50	57	43	035	638,-
	- Front in white	piece	50	57	43	088	325,-
		pair	50	57	43	089	638,-
	- Front in champagne finish	piece	50	57	43	142	325,-
		pair	50	57	43	143	638,-
	- Front glass pebble grey	piece	50	57	43	092	395,-
		pair	50	57	43	093	773,-
	- Front glass white	piece	50	57	43	094	395,-
		pair	50	57	43	095	773,-
	- Front glass champagne	piece	50	57	43	110	395,-
		pair	50	57	43	111	773,-



Occasional furniture

flat feet in chrome

All hinged-doors incl. cushioned hinges

Description	Dimensions cm			Art. no.	GBP
	W	H	D		
 <p>Drawer unit with 4 drawers</p> <ul style="list-style-type: none"> - Front in carcase colour - Front in pebble grey finish - Front in white - Front in champagne finish - Front glass pebble grey - Front glass white - Front glass champagne 					
	75	86	43	117	573,-
	75	86	43	118	573,-
	75	86	43	119	573,-
	75	86	43	144	573,-
	75	86	43	121	725,-
	75	86	43	122	725,-
	75	86	43	131	725,-
 <p>Combination dresser, 4 pull-outs in centre, 2 outside doors, each with one adjustable shelf behind</p> <ul style="list-style-type: none"> - Front in carcase colour - Drawers in pebble grey finish - Drawers in white - Drawers in champagne finish - Drawers glass pebble grey - Drawers glass white - Drawers glass champagne 					
	149	86	43	124	888,-
	149	86	43	125	888,-
	149	86	43	126	888,-
	149	86	43	145	888,-
	149	86	43	128	1045,-
	149	86	43	129	1045,-
	149	86	43	132	1045,-
 <p>Wall mirror, for lateral or vertical mounting</p>					
	110	85	3	086	320,-
 <p>Wall mirror</p>					
	50	80	3	087	173,-