

# Bari.



**Model no. 352**  
**Semi-solid bianco oak**

---

**Handles and bed feet in chrome**

**Model no. 353**  
**Semi-solid bianco oak**

---

**Handles and bed feet in slate**

Independent / incl. HDI  
**RETAIL PRICE LIST**  
 valid **01.03.2023-31.08.2023**



Emission Tested  
 Tested for Harmful  
 Substances  
 Regular Product  
 Surveillance

www.tuv.com  
 ID 1111253053



We reserve the right to color and model deviations or the correction of erroneous information. All measures are approximate cm.



# Bari.



Independent / incl. HDI  
**RETAIL PRICE LIST**  
 valid **01.03.2023-31.08.2023**



Emission Tested  
 Tested for Harmful  
 Substances  
 Regular Product  
 Surveillance  
 www.tuv.com  
 ID 1111253053





# Bari.



Independent / incl. HDI  
**RETAIL PRICE LIST**  
 valid **01.03.2023-31.08.2023**



Emission Tested  
 Tested for Harmful  
 Substances  
 Regular Product  
 Surveillance

www.tuv.com  
 ID 1111253053



We reserve the right to color and model deviations or the correction of erroneous information. All measures are approximate cm.

# Bari.



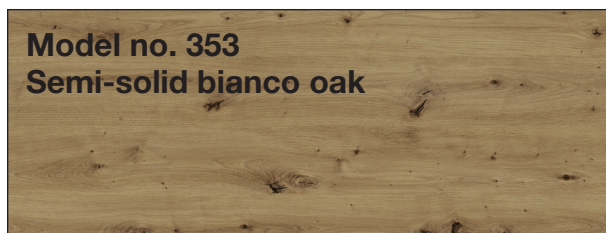
## Carcase and front colours

Please specify the exact colour combination of front and carcase colour for each order!

### Designs:




### Handles and bed feet in chrome




### Handles and bed feet in slate



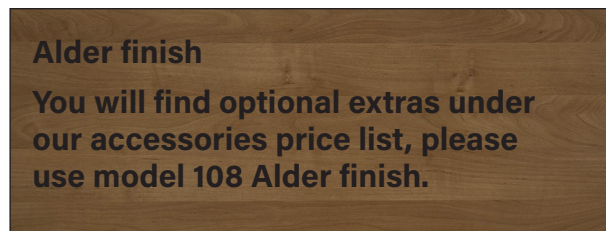
### Glass colours



### Mirror



### Interior colour



Independent / incl. HDI  
**RETAIL PRICE LIST**  
valid

**01.03.2023-31.08.2023**



Emission Tested  
Tested for Harmful  
Substances  
Regular Product  
Surveillance

www.tuv.com  
ID 1111253053



# Bari.



## Carcase widths

### Hinged-door wardrobes


Width	Side	Plinth	Side	Plinth	Side	Plinth	Side	Plinth	Side	Width effective
50	1,5	47,5	1,5							50,5 cm
100	1,5	96,4	1,5							99,4 cm
150	1,5	96,4	1,5	47,5	1,5					148,4 cm
200	1,5	96,4	1,5	96,4	1,5					197,3 cm
250	1,5	96,4	1,5	47,5	1,5	96,4	1,5			246,3 cm
300	1,5	96,4	1,5	96,4	1,5	96,4	1,5			295,2 cm
350	1,5	96,4	1,5	96,4	1,5	96,4	1,5	47,5	1,5	344,2 cm
400	1,5	96,4	1,5	96,4	1,5	96,4	1,5	96,4	1,5	393,1 cm

### Sliding door wardrobes

Width	Side	Plinth	Side	Plinth	Side	Plinth	Side	Plinth	Side	Width effective
200	1,5	96,4	1,5	96,4	1,5					197,3 cm
250	1,5	80,1	1,5	80,1	1,5	80,1	1,5			246,3 cm
300	1,5	96,4	1,5	96,4	1,5	96,4	1,5			295,2 cm
330	1,5	80,1	1,5	80,1	1,5	80,1	1,5	80,1	1,5	327,9 cm
400	1,5	96,4	1,5	96,4	1,5	96,4	1,5	96,4	1,5	393,1 cm

## Quality details

- HDF back walls
- Doors open up to 105° and cushioned hinges
- 22mm shelves on metal shelf supports
- Metal hanging rails on metal supports, carry up to 60kg
- All fittings are made of metal and highly resistant
- Maximum comfort by delivery of pre-assembled occasional



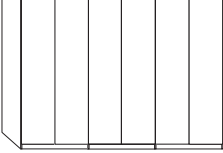

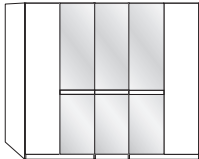
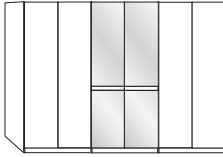




## Hinged-door wardrobes without cornice

### Interior:

2 shelves, 1 clothes rail per compartment


Description	Dimensions cm		Height 216 cm		Height 236 cm			
	W	D	Art. no.	GBP	Art. no.	GBP		
<b>Wooden doors</b>								
	1 door	LHH	50	58	<b>500</b>	1168,-	<b>529</b>	1255,-
Art.-No.506 / 535	1 door	RHH	50	58	<b>501</b>	1168,-	<b>530</b>	1255,-
	2 doors		100	58	<b>502</b>	1838,-	<b>531</b>	1935,-
	3 doors		150	58	<b>503</b>	2525,-	<b>532</b>	2760,-
	4 doors		200	58	<b>504</b>	3210,-	<b>533</b>	3443,-
	5 doors		250	58	<b>505</b>	3910,-	<b>534</b>	4210,-
	6 doors		300	58	<b>506</b>	4615,-	<b>535</b>	4948,-
	7 doors		350	58	<b>507</b>	5348,-	<b>536</b>	5768,-
	8 doors		400	58	<b>508</b>	5998,-	<b>537</b>	6435,-
<b>Wooden doors in combination with crystal mirrored doors with cross- trim in solid wood</b>								
	1 door	1 mirrored door, LHH	50	58	<b>512</b>	833,-	<b>539</b>	888,-
Art.-No. 515 / 542	1 door	1 mirrored door, RHH	50	58	<b>513</b>	833,-	<b>540</b>	888,-
	2 doors	1 mirrored door, LHH	100	58	<b>514</b>	1503,-	<b>541</b>	1570,-
	2 doors	1 mirrored door, RHH	100	58	<b>515</b>	1503,-	<b>542</b>	1570,-
	3 doors	1 mirrored door	150	58	<b>516</b>	2190,-	<b>543</b>	2393,-
Art.-No. 519 / 546	4 doors	2 mirrored doors	200	58	<b>517</b>	2540,-	<b>544</b>	2708,-
	5 doors	1 mirrored door	250	58	<b>518</b>	3580,-	<b>545</b>	3845,-
	5 doors	3 mirrored doors	250	58	<b>519</b>	2910,-	<b>546</b>	3108,-
	6 doors	2 mirrored doors	300	58	<b>520</b>	3945,-	<b>547</b>	4210,-
Art.-No. 520 / 547	6 doors	4 mirrored doors	300	58	<b>521</b>	3278,-	<b>548</b>	3475,-
	7 doors	3 mirrored doors	350	58	<b>522</b>	4348,-	<b>549</b>	4663,-
	7 doors	5 mirrored doors	350	58	<b>523</b>	3678,-	<b>550</b>	3925,-
	8 doors	2 mirrored doors	400	58	<b>524</b>	5333,-	<b>551</b>	5698,-
	8 doors	4 mirrored doors	400	58	<b>525</b>	4663,-	<b>552</b>	4965,-
	8 doors	6 mirrored doors	400	58	<b>526</b>	3990,-	<b>553</b>	4228,-



## Hinged-door wardrobes without cornice

### Interior:

2 shelves, 1 clothes rail per compartment


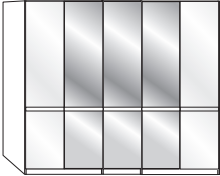
Description	Dimensions cm		Height 216 cm		Height 236 cm	
	W	D	Art. no.	GBP	Art. no.	GBP
 <p><b>Outer doors in wood, Centre doors in glass champagne, with cross-trim in solid wood</b></p> <p>Art.-No.567 / 577</p>						
1 door 1 glass door, LHH	50	58	<b>560</b>	833,-	<b>570</b>	888,-
1 door 1 glass door, RHH	50	58	<b>561</b>	833,-	<b>571</b>	888,-
2 doors 1 wooden door left, 1 glass door right	100	58	<b>562</b>	1503,-	<b>572</b>	1570,-
2 doors 1 wooden door right, 1 glass door left	100	58	<b>563</b>	1503,-	<b>573</b>	1570,-
3 doors 1 glass door	150	58	<b>564</b>	2190,-	<b>574</b>	2393,-
4 doors 2 glass doors	200	58	<b>565</b>	2540,-	<b>575</b>	2708,-
5 doors 3 glass doors	250	58	<b>566</b>	2910,-	<b>576</b>	3108,-
6 doors 4 glass doors	300	58	<b>567</b>	3278,-	<b>577</b>	3475,-
7 doors 5 glass doors	350	58	<b>568</b>	3678,-	<b>578</b>	3925,-
8 doors 6 glass doors	400	58	<b>569</b>	3990,-	<b>579</b>	4228,-



## Hinged-door wardrobes without cornice

### Interior:


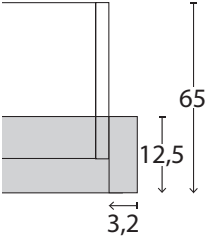

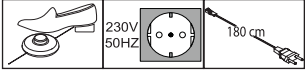
2 shelves, 1 clothes rail per compartment

Description	Dimensions cm		Height 216 cm		Height 236 cm			
	W	D	Art. no.	GBP	Art. no.	GBP		
 <p><b>Glass doors in champagne with cross-trim in solid wood</b></p>	1 door	LHH	50	58	<b>400</b>	833,-	<b>424</b>	888,-
	1 door	RHH	50	58	<b>401</b>	833,-	<b>425</b>	888,-
	2 doors		100	58	<b>402</b>	1135,-	<b>426</b>	1200,-
	3 doors		150	58	<b>403</b>	1503,-	<b>427</b>	1703,-
	4 doors		200	58	<b>404</b>	1803,-	<b>428</b>	1970,-
	5 doors		250	58	<b>405</b>	2173,-	<b>429</b>	2370,-
	6 doors		300	58	<b>406</b>	2520,-	<b>430</b>	2720,-
	7 doors		350	58	<b>407</b>	2923,-	<b>431</b>	3175,-
	8 doors		400	58	<b>408</b>	3223,-	<b>432</b>	3475,-
 <p><b>Glass doors in champagne, in combination with crystal mirrored doors with cross-trim in solid wood</b></p>	1 door	1 mirrored door left	50	58	<b>409</b>	833,-	<b>433</b>	888,-
	1 door	1 mirrored door right	50	58	<b>410</b>	833,-	<b>434</b>	888,-
	2 doors	2 mirrored doors	100	58	<b>411</b>	1135,-	<b>435</b>	1200,-
	3 doors	1 mirrored door	150	58	<b>412</b>	1503,-	<b>436</b>	1703,-
	4 doors	2 mirrored doors	200	58	<b>413</b>	1803,-	<b>437</b>	1970,-
	5 doors	1 mirrored door	250	58	<b>414</b>	2173,-	<b>438</b>	2370,-
	5 doors	3 mirrored doors	250	58	<b>415</b>	2173,-	<b>439</b>	2370,-
	6 doors	2 mirrored doors	300	58	<b>416</b>	2520,-	<b>440</b>	2720,-
	6 doors	4 mirrored doors	300	58	<b>417</b>	2520,-	<b>441</b>	2720,-
	7 doors	1 mirrored door	350	58	<b>418</b>	2923,-	<b>442</b>	3175,-
	7 doors	3 mirrored doors	350	58	<b>419</b>	2923,-	<b>443</b>	3175,-
	7 doors	5 mirrored doors	350	58	<b>420</b>	2923,-	<b>444</b>	3175,-
	8 doors	2 mirrored doors	400	58	<b>421</b>	3223,-	<b>445</b>	3475,-
	8 doors	4 mirrored doors	400	58	<b>422</b>	3223,-	<b>446</b>	3475,-
	8 doors	6 mirrored doors	400	58	<b>423</b>	3223,-	<b>447</b>	3475,-





## Passe-partout frames for hinged-door wardrobes with or without lights

Description	Dimensions cm		Height 220 cm		Height 240 cm		
	W	D	Art. no.	GBP	Art. no.	GBP	
 <p><b>Without lights,</b> Width per side profile: 3.2 cm</p> <ul style="list-style-type: none"> <li>- for width 50 cm</li> <li>- for width 100 cm</li> <li>- for width 150 cm</li> <li>- for width 200 cm</li> <li>- for width 250 cm</li> <li>- for width 300 cm</li> <li>- for width 350 cm</li> <li>- for width 400 cm</li> </ul> <p><b>Top view wardrobe incl. PPT-Frame</b></p>  <p>Dimensions cm</p>	56,4	12,5	<b>900</b>	130,-	<b>916</b>	163,-	
	106,4	12,5	<b>901</b>	135,-	<b>917</b>	173,-	
	156,4	12,5	<b>902</b>	145,-	<b>918</b>	178,-	
	206,4	12,5	<b>903</b>	150,-	<b>919</b>	188,-	
	256,4	12,5	<b>904</b>	158,-	<b>920</b>	195,-	
	306,4	12,5	<b>905</b>	163,-	<b>921</b>	210,-	
	356,4	12,5	<b>906</b>	218,-	<b>922</b>	250,-	
	406,4	12,5	<b>907</b>	223,-	<b>923</b>	263,-	
	 <p><b>Surcharge for circumferential LED illumination (optional):</b></p> <ul style="list-style-type: none"> <li>- for width 50 cm</li> <li>- for width 100 cm</li> <li>- for width 150 cm</li> <li>- for width 200 cm</li> <li>- for width 250 cm</li> <li>- for width 300 cm</li> <li>- for width 350 cm</li> <li>- for width 400 cm</li> </ul> <p>This product contains light devices of energy efficiency class F</p> 	56,4	12,5	<b>908</b>	633,-	<b>924</b>	665,-
		106,4	12,5	<b>909</b>	648,-	<b>925</b>	680,-
		156,4	12,5	<b>910</b>	658,-	<b>926</b>	695,-
		206,4	12,5	<b>911</b>	670,-	<b>927</b>	703,-
256,4		12,5	<b>912</b>	673,-	<b>928</b>	705,-	
306,4		12,5	<b>913</b>	685,-	<b>929</b>	718,-	
356,4		12,5	<b>914</b>	695,-	<b>930</b>	728,-	
406,4		12,5	<b>915</b>	708,-	<b>931</b>	743,-	

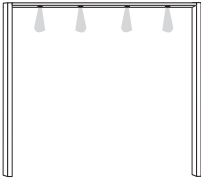
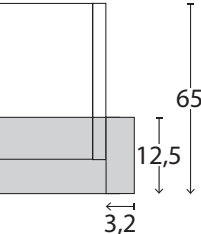
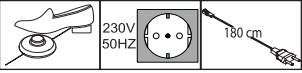


**Please note:**

Passe-partout frame increases the wardrobe width to the dimensions indicated.



## Passe-partout frames for hinged-door wardrobes with lights


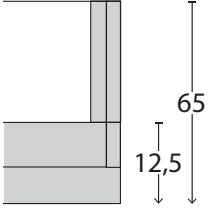
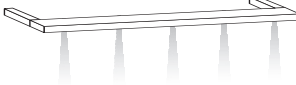
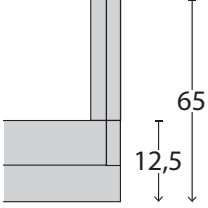
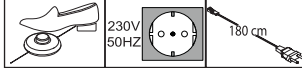
Description	Dimensions cm		Height 220 cm		Height 240 cm	
	W	D	Art. no.	GBP	Art. no.	GBP
 <p><b>With LED lights,</b> Width per side profile: 3.2 cm</p> <p>1 light - for width 50 cm 2 lights - for width 100 cm 3 lights - for width 150 cm 4 lights - for width 200 cm 5 lights - for width 250 cm 6 lights - for width 300 cm 7 lights - for width 350 cm 8 lights - for width 400 cm</p> <p><b>Top view wardrobe incl. PPT-Frame</b></p>  <p>Dimensions cm</p> <p>This product contains light devices of energy efficiency class F</p> 	56,4	12,5	<b>932</b>	280,-	<b>940</b>	313,-
	106,4	12,5	<b>933</b>	335,-	<b>941</b>	375,-
	156,4	12,5	<b>934</b>	393,-	<b>942</b>	433,-
	206,4	12,5	<b>935</b>	450,-	<b>943</b>	488,-
	256,4	12,5	<b>936</b>	510,-	<b>944</b>	543,-
	306,4	12,5	<b>937</b>	563,-	<b>945</b>	600,-
	356,4	12,5	<b>938</b>	748,-	<b>946</b>	790,-
	406,4	12,5	<b>939</b>	828,-	<b>947</b>	863,-





## Cornices

with or without lights

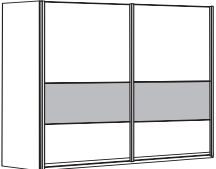
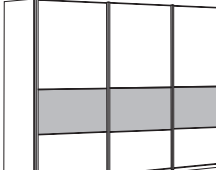



Description	Dimensions cm			Art. no.	GBP
	W	H	D		
 <p><b>Cornice,</b> without lights</p>					
- for width 50 cm	50	3,2	12,5	<b>960</b>	53,-
- for width 100 cm	100	3,2	12,5	<b>961</b>	60,-
- for width 150 cm	150	3,2	12,5	<b>962</b>	70,-
- for width 200 cm	200	3,2	12,5	<b>963</b>	80,-
- for width 250 cm	250	3,2	12,5	<b>964</b>	85,-
- for width 300 cm	300	3,2	12,5	<b>965</b>	90,-
- for width 350 cm	350	3,2	12,5	<b>966</b>	135,-
- for width 400 cm	400	3,2	12,5	<b>967</b>	145,-
 <p>Top view wardrobe incl. cornice</p> <p>Dimensions cm</p>					
 <p><b>With LED lights</b></p>					
1 light - for width 50 cm	50	3,2	12,5	<b>970</b>	223,-
2 lights - for width 100 cm	100	3,2	12,5	<b>971</b>	263,-
3 lights - for width 150 cm	150	3,2	12,5	<b>972</b>	300,-
4 lights - for width 200 cm	200	3,2	12,5	<b>973</b>	375,-
5 lights - for width 250 cm	250	3,2	12,5	<b>974</b>	450,-
6 lights - for width 300 cm	300	3,2	12,5	<b>975</b>	525,-
7 lights - for width 350 cm	350	3,2	12,5	<b>976</b>	675,-
8 lights - for width 400 cm	400	3,2	12,5	<b>977</b>	748,-
 <p>Top view wardrobe incl. cornice</p> <p>Dimensions cm</p>					
<p>This product contains light devices of energy efficiency class F</p> 					



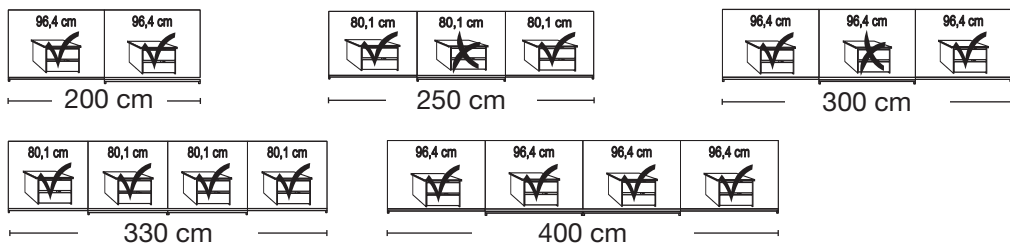
## Sliding door wardrobes

Handles in carcase colour

Interior:  
2 adjustable shelves, 1 clothes rail

Description	Dimensions cm		Height 217 cm		Height 236 cm	
	W	D	Art. no.	GBP	Art. no.	GBP
 <p>2 doors</p>  <p>3 doors</p>  <p>3 doors</p>  <p>4 doors - with synchronous opening</p>  <p>4 doors - with synchronous opening</p> <p>Front in glass champagne, Cross-trim in bianco oak</p>	200	67	<b>700</b>	2325,-	<b>705</b>	2458,-
	250	67	<b>701</b>	2910,-	<b>706</b>	3073,-
	300	67	<b>702</b>	3243,-	<b>707</b>	3458,-
	330	67	<b>703</b>	3758,-	<b>708</b>	4060,-
	400	67	<b>704</b>	3893,-	<b>709</b>	4148,-







### Plinth partition






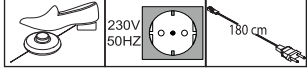

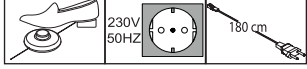

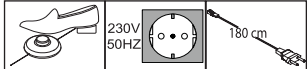

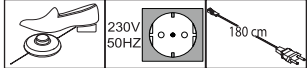


## Unit accessories

Description	Dimensions cm			Art. no.	GBP
	W	H	D		
 <p><b>Bumper</b></p> <p>- for 2-doors wardrobes      1 item</p> <p> <b>Optimal functioning only in combination with self-closing mechanism for outer</b></p> <p>- for 3-4 door wardrobes      2 items</p> <p> <b>Best performance in conjunction with soft closing mechanism!</b></p>	28	4	2	<b>369</b>	63,-
 <p><b>Self-closing mechanism with buffering for centre doors</b></p> <p>- for 3-door units      *      1 item</p> <p>- for 4-door units      1 item</p> <p> * <b>Please pay attention to clearance between wardrobe and ceiling! To be fitted from top of the wardrobe!</b></p>	24	2	11	<b>363</b>	115,-
 <p><b>2-piece set self-closing mechanism with buffering for outer doors, Set for 2-,3- and 4-doors</b></p> <p>pair</p>	24	2	11	<b>365</b>	150,-




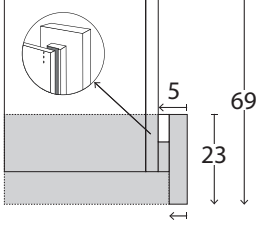
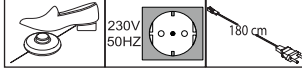
## Unit accessories

Description	Dimensions cm			Art. no.	GBP
	W	H	D		
 <p><b>LED Clip-On-Lights, black</b></p> <p>This product contains a light device of energy efficiency class E</p>  <p>1 item 2 items 3 items</p> <p><b>Only in conjunction with PPT-Frame and cornice!</b></p>					
	60	6	19	<b>880</b>	173,-
	60	6	19	<b>881</b>	248,-
	60	6	19	<b>882</b>	320,-
 <p><b>LED line light, black</b></p> <p>This product contains a light device of energy efficiency class E</p>  <p>1 item 2 items 3 items</p>					
	60	6	19	<b>883</b>	173,-
	60	6	19	<b>884</b>	248,-
	60	6	19	<b>885</b>	320,-
 <p><b>LED Clip-On-Lights, silver</b></p> <p>This product contains a light device of energy efficiency class E</p>  <p>1 item 2 items 3 items</p> <p><b>Only in conjunction with PPT-Frame and cornice!</b></p>					
	60	6	19	<b>886</b>	173,-
	60	6	19	<b>887</b>	248,-
	60	6	19	<b>888</b>	320,-
 <p><b>LED line light, silver</b></p> <p>This product contains a light device of energy efficiency class E</p>  <p>1 Stück 2 Stück 3 Stück</p> <p>1 item 2 items 3 items</p>					
	60	6	19	<b>889</b>	173,-
	60	6	19	<b>890</b>	248,-
	60	6	19	<b>891</b>	320,-





## Passe-partout frames for sliding door wardrobes with or without lights

Description	Dimensions cm		Height 221 cm		Height 240 cm	
	W	D	Art. no.	GBP	Art. no.	GBP
 <p><b>Without lights,</b> Width per side profile: 5 cm</p> <ul style="list-style-type: none"> <li>- for width 200 cm</li> <li>- for width 250 cm</li> <li>- for width 300 cm</li> <li>- for width 330 cm</li> <li>- for width 400 cm</li> </ul> <p><b>Top view wardrobe incl. PPT-Frame</b></p>  <p>Dimensions cm</p>	210	23	<b>160</b>	300,-	<b>170</b>	335,-
	260	23	<b>161</b>	308,-	<b>171</b>	350,-
	310	23	<b>162</b>	315,-	<b>172</b>	363,-
	340	23	<b>163</b>	435,-	<b>173</b>	468,-
	410	23	<b>164</b>	443,-	<b>174</b>	485,-
<p><b>Surcharge for circumferential LED illumination (optional):</b></p> <ul style="list-style-type: none"> <li>- for width 200 cm</li> <li>- for width 250 cm</li> <li>- for width 300 cm</li> <li>- for width 330 cm</li> <li>- for width 400 cm</li> </ul> <p>This product contains light devices of energy efficiency class F</p> 	210	23	<b>816</b>	665,-	<b>821</b>	708,-
	260	23	<b>817</b>	670,-	<b>822</b>	713,-
	310	23	<b>818</b>	673,-	<b>823</b>	715,-
	340	23	<b>819</b>	725,-	<b>824</b>	768,-
	410	23	<b>820</b>	758,-	<b>825</b>	800,-


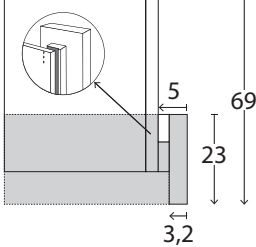
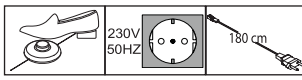

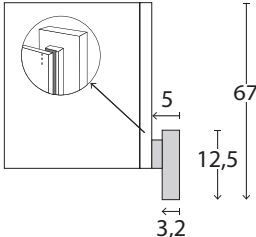


**Please note:**

Passe-partout frame increases the wardrobe width to the dimensions indicated.



## Passe-partout frames for sliding door wardrobes with or without lights


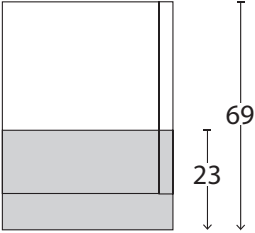

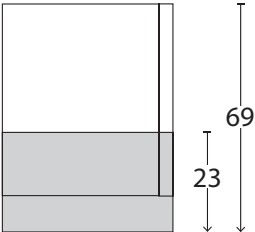
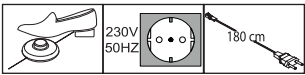
Description	Dimensions cm		Height 221 cm		Height 240 cm	
	W	D	Art. no.	GBP	Art. no.	GBP
<p><b>With LED lights,</b> Width per side profile: 5 cm</p>  <p>4 lights - for width 200 cm 6 lights - for width 250 cm 6 lights - for width 300 cm 8 lights - for width 330 cm 8 lights - for width 400 cm</p> <p><b>Top view wardrobe incl. PPT-Frame</b></p>  <p>Dimensions cm</p> <p>This product contains light devices of energy efficiency class F</p> 	210	23	<b>165</b>	593,-	<b>175</b>	633,-
	260	23	<b>166</b>	600,-	<b>176</b>	640,-
	310	23	<b>167</b>	713,-	<b>177</b>	748,-
	340	23	<b>168</b>	943,-	<b>178</b>	978,-
	410	23	<b>169</b>	950,-	<b>179</b>	988,-
 <p><b>Side profiles</b> in carcass colour, in pairs</p> <p>1,5      1      <b>098</b>      150,-      <b>099</b>      183,-</p> <p><b>Top view wardrobe incl. side profiles</b></p>  <p>Dimensions cm</p>	1,5	1	<b>098</b>	150,-	<b>099</b>	183,-

**Please note:**

Passe-partout frame increases the wardrobe width to the dimensions indicated.




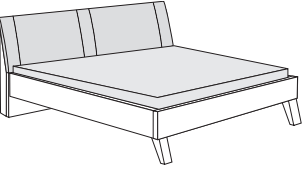
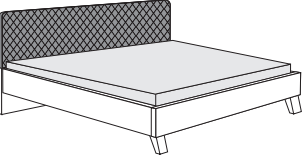
## Cornices for sliding-door wardrobes with or without lights

Description	Dimensions cm			Art. no.	GBP
	W	H	D		
 <p><b>Cornice,</b> without lights</p> <p>- for width 200 cm - for width 250 cm - for width 300 cm - for width 330 cm - for width 400 cm</p> <p><b>Top view wardrobe incl. cornice</b></p>  <p>Dimensions cm</p>	200	5	23	<b>860</b>	123,-
	250	5	23	<b>861</b>	125,-
	300	5	23	<b>862</b>	128,-
	330	5	23	<b>863</b>	220,-
	400	5	23	<b>864</b>	233,-
 <p><b>With LED lights</b></p> <p>4 lights - for width 200 cm 6 lights - for width 250 cm 6 lights - for width 300 cm 8 lights - for width 330 cm 8 lights - for width 400 cm</p> <p><b>Top view wardrobe incl. cornice</b></p>  <p>Dimensions cm</p> <p>This product contains light devices of energy efficiency class F</p> 	200	5	23	<b>870</b>	455,-
	250	5	23	<b>871</b>	463,-
	300	5	23	<b>872</b>	555,-
	330	5	23	<b>873</b>	663,-
	400	5	23	<b>874</b>	675,-



**Beds with bevel feet**  
**Footboard height: 48 cm**

**4-position height adjustment**


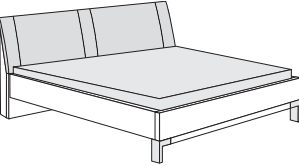
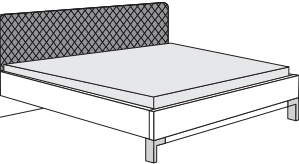
Description	Bed surface in cm	Surface in cm	Art. no.	GBP
 <p><b>Headboard cushion in faux leather champagne, straight</b></p> <p>Headboard height:  <b>96</b> cm  Footboard height:  <b>48</b> cm  Height to bed side top edge:  <b>48</b> cm</p>	150 x 200	169 x 217	<b>224</b>	1918,-
	160 x 200	169 x 217	<b>201</b>	1918,-
	180 x 200	189 x 217	<b>205</b>	1918,-
 <p><b>Headboard cushion in faux leather champagne</b></p> <p>Headboard height:  <b>96</b> cm  Footboard height:  <b>48</b> cm  Height to bed side top edge:  <b>48</b> cm</p>	150 x 200	169 x 217	<b>225</b>	1760,-
	160 x 200	169 x 217	<b>213</b>	1760,-
	180 x 200	189 x 217	<b>217</b>	1760,-
 <p><b>Headboard cushion in faux leather with diamond stitching anthracite</b></p> <p>Headboard height:  <b>96</b> cm  Footboard height:  <b>48</b> cm  Height to bed side top edge:  <b>48</b> cm</p>	150 x 200	169 x 209	<b>226</b>	1898,-
	160 x 200	169 x 217	<b>237</b>	1898,-
	180 x 200	189 x 217	<b>241</b>	1898,-





**Beds with angled feet**  
**Footboard height: 48 cm**


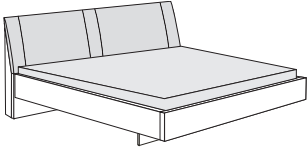
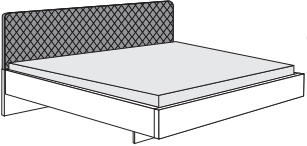
**4-position height adjustment**

Description	Bed surface in cm	Surface in cm	Art. no.	GBP
 <p><b>Headboard cushion in faux leather champagne, straight</b></p> <p>Headboard height:  <b>96</b> cm  Footboard height:  <b>48</b> cm  Height to bed side top edge:  <b>48</b> cm</p>	150 x 200	169 x 217	<b>227</b>	1918,-
	160 x 200	169 x 217	<b>249</b>	1918,-
	180 x 200	189 x 217	<b>253</b>	1918,-
 <p><b>Headboard cushion in faux leather champagne</b></p> <p>Headboard height:  <b>96</b> cm  Footboard height:  <b>48</b> cm  Height to bed side top edge:  <b>48</b> cm</p>	150 x 200	169 x 217	<b>228</b>	1760,-
	160 x 200	169 x 217	<b>261</b>	1760,-
	180 x 200	189 x 217	<b>265</b>	1760,-
 <p><b>Headboard cushion in faux leather with diamond stitching anthracite</b></p> <p>Headboard height:  <b>96</b> cm  Footboard height:  <b>48</b> cm  Height to bed side top edge:  <b>48</b> cm</p>	150 x 200	169 x 209	<b>229</b>	1898,-
	160 x 200	169 x 217	<b>285</b>	1898,-
	180 x 200	189 x 217	<b>289</b>	1898,-



**Beds floating**  
Footboard height: 48 cm




**4-position height adjustment**

Description	Bed surface in cm	Surface in cm	Art. no.	GBP
 <p><b>Headboard cushion in faux leather champagne, straight</b></p> <p>Headboard height: <b>96</b> cm Footboard height: <b>48</b> cm Height to bed side top edge: <b>48</b> cm</p>	150 x 200	169 x 217	<b>230</b>	1865,-
	160 x 200	169 x 217	<b>297</b>	1865,-
	180 x 200	189 x 217	<b>301</b>	1865,-
 <p><b>Headboard cushion in faux leather champagne</b></p> <p>Headboard height: <b>96</b> cm Footboard height: <b>48</b> cm Height to bed side top edge: <b>48</b> cm</p>	150 x 200	169 x 217	<b>231</b>	1730,-
	160 x 200	169 x 217	<b>309</b>	1730,-
	180 x 200	189 x 217	<b>313</b>	1730,-
 <p><b>Headboard cushion in faux leather with diamond stitching anthracite</b></p> <p>Headboard height: <b>96</b> cm Footboard height: <b>48</b> cm Height to bed side top edge: <b>48</b> cm</p>	150 x 200	169 x 209	<b>232</b>	1865,-
	160 x 200	169 x 217	<b>333</b>	1865,-
	180 x 200	189 x 217	<b>337</b>	1865,-





## Additional elements for beds




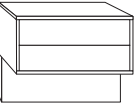

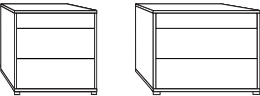
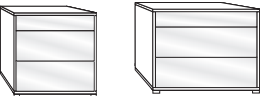
	Description	Dimensions cm			Art. no.	GBP
		W	H	D		
  This product contains a light device of energy efficiency class <b>G</b>	<b>LED flexi-light</b>					
	pair - chrome	50	2	4	<b>101</b>	248,-
	pair - slate finish	50	2	4	<b>102</b>	248,-
  This product contains a light device of energy efficiency class <b>F</b>	<b>LED ambient lighting for mounting behind the headboard</b>					
	- for bed width 160 cm	167	1	1	<b>608</b>	288,-
	- for bed width 180 cm	187	1	1	<b>609</b>	288,-
	<b>Pair of slatted bases</b>					
	- for bed 150 x 200 cm	150	8	200	<b>106 340</b>	190,-
	- for bed 160 x 200 cm	160	8	200	<b>106 350</b>	190,-
	- for bed 180 x 200 cm	180	8	200	<b>106 360</b>	190,-





## Occasional furniture



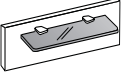
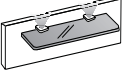
### Sliding feet in black

Description	Dimensions cm			Art. no.	GBP		
	W	H	D				
<b>Bedside cabinet with one drawer, floating</b>							
	- Front in solid wood	piece	60	48	43	<b>615</b>	468,-
		pair	60	48	43	<b>616</b>	920,-
	- Front glass champagne	piece	60	48	43	<b>617</b>	443,-
		pair	60	48	43	<b>618</b>	873,-
 <b>Not available for 5ft beds!</b>							
<b>Bedside cabinet, 2 drawers floating</b>							
	- Front in solid wood	piece	60	48	43	<b>651</b>	565,-
		pair	60	48	43	<b>652</b>	1113,-
	- Front glass champagne	piece	60	48	43	<b>653</b>	530,-
		pair	60	48	43	<b>654</b>	1048,-
 <b>Not available for 5ft beds!</b>							
<b>Bedside cabinet with 2.5 drawers</b>							
	- Front in solid wood	piece	40	48	43	<b>619</b>	593,-
		pair	40	48	43	<b>620</b>	1168,-
		piece	60	48	43	<b>621</b>	640,-
		pair	60	48	43	<b>622</b>	1263,-
	- Front glass champagne	piece	40	48	43	<b>623</b>	528,-
		pair	40	48	43	<b>624</b>	1043,-
		piece	60	48	43	<b>625</b>	573,-
		pair	60	48	43	<b>626</b>	1130,-



## Occasional furniture

### Sliding feet in black

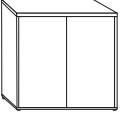
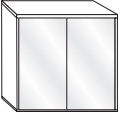
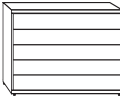



	Description	Dimensions cm			Art. no.	GBP	
		W	H	D			
	<b>Bedside cabinet wooden panel with glass overlay and wooden shelf</b> End strip in carcass colour						
		item left	60	25,5	15,5	<b>627</b>	290,-
		item right	60	25,5	15,5	<b>628</b>	290,-
		pair	60	25,5	15,5	<b>629</b>	523,-
  This product contains a light device of energy efficiency class <b>F</b>	<b>Bedside cabinet wooden panel with glass overlay and wooden shelf with lights</b> End strip in carcass colour						
		item left	60	25,5	15,5	<b>631</b>	393,-
		item right	60	25,5	15,5	<b>632</b>	393,-
		pair	60	25,5	15,5	<b>633</b>	688,-
	<b>Bedside cabinet panel with smoked glass</b>						
		piece	40	27	14	<b>111</b>	130,-
		pair	40	27	14	<b>112</b>	205,-
		piece	60	27	14	<b>113</b>	130,-
		pair	60	27	14	<b>114</b>	205,-
  This product contains a light device of energy efficiency class <b>G</b>	<b>Bedside cabinet panel with smoked glass shelf and LED-lights</b>						
		piece	40	27	12	<b>115</b>	283,-
		pair	40	27	12	<b>116</b>	473,-
		piece	60	20	12	<b>117</b>	283,-
		pair	60	20	12	<b>118</b>	473,-



## Occasional furniture

Sliding feet in black

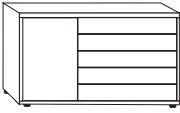

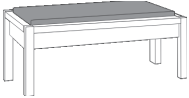


All hinged-doors incl. cushioned hinges

	Description	Dimensions cm			Art. no.	GBP
		W	H	D		
	<b>Dresser</b> , 2 doors, with one full-width shelf					
	- Front in solid wood	80	86	43	<b>635</b>	948,-
	- Front glass champagne	80	86	43	<b>636</b>	780,-
	<b>Drawer unit</b> with 5 drawers					
	- Front in solid wood	60	86	43	<b>638</b>	915,-
		80	86	43	<b>639</b>	1180,-
		141	86	43	<b>640</b>	1750,-
	- Front in glass champagne	60	86	43	<b>642</b>	780,-
		80	86	43	<b>643</b>	948,-
		141	86	43	<b>644</b>	1448,-
	- top drawer in solid wood, bottom drawers in glass champagne	60	86	43	<b>657</b>	813,-
		80	86	43	<b>658</b>	1003,-
		141	86	43	<b>659</b>	1515,-
	<b>Combi dresser</b> , 5 drawers in centre, 2 outer doors with 1 shelf behind					
	- Front in solid wood	141	86	43	<b>645</b>	1715,-
	- Doors in solid wood, drawers in glass champagne	141	86	43	<b>646</b>	1583,-



## Occasional furniture

All hinged-doors incl. cushioned hinges

	Description	Dimensions cm			Art. no.	GBP
		W	H	D		
	<b>Combi dresser</b> , 5 drawers right, left door with one shelf					
	- Front in solid wood	120	86	43	<b>647</b>	1548,-
	- Door in solid wood, Drawers glass champagne	120	86	43	<b>648</b>	1283,-
	<b>Shelving unit open with 3 smoked glass</b>					
		35	90	17	<b>655</b>	220,-
	<b>Dressing bench, solid</b> , upholstered					
	- Faux leather champagne	120	46,3	40	<b>660</b>	1448,-
	- Faux leather anthracite	120	46,3	40	<b>661</b>	1448,-
	<b>Dressing bench</b> in wooden finish with upholstered cushion in faux leather					
	- Faux leather champagne	120	53	40	<b>649</b>	640,-
	- Faux leather anthracite	120	53	40	<b>656</b>	640,-
	<b>Push-fit shelves</b> , solid					
		60	3	20	<b>081</b>	85,-
		80	3	20	<b>082</b>	95,-



**Bari.**

Independent / incl. HDI



RETAIL PRICE LIST

valid

01.03.2023-31.08.2023

**Occasional furniture**

All hinged-doors incl. cushioned hinges

Description	Dimensions cm			Art. no.	GBP	
	W	H	D			
 <p><b>Wall unit with door</b></p>						
	pair	40	123	30	<b>604</b>	680,-
	Unit, hinged left	40	123	30	<b>606</b>	410,-
	Unit, hinged right	40	123	30	<b>605</b>	410,-
 <p><b>Wall mirror</b> Mounting across or vertical</p>						
	110	85	3	<b>650</b>	320,-	