

Luxor 3 & 4



Independent / incl. HDI
RETAIL PRICE LIST
 valid

01.03.2023-31.08.2023



Emission Tested
 Tested for Harmful
 Substances
 Regular Product
 Surveillance

www.luv.com
 ID: 1111253053



Luxor 3 & 4

Independent / incl. HDI

RETAIL PRICE LIST

valid

01.03.2023-31.08.2023



Carcase and front colours

Please specify the exact colour combination of front and carcass colour for each order!

Price group 1: Plain front, with round edge

Price group 2: Front with trims

Designs:




Designs:



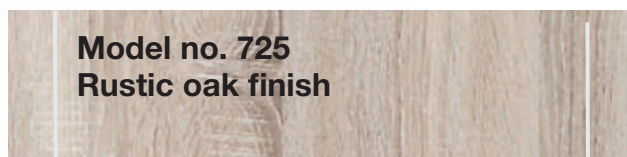
Handles in chrome




Handles in chrome




Model no. 724
Rustic oak finish




Model no. 725
Rustic oak finish




Model no. 726
Polar larch finish



Model no. 727
Polar larch finish



Model no. 717
Holm oak finish




Model no. 718
Holm oak finish



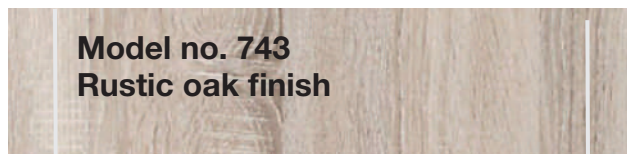
Handles in slate




Handles in slate




Model no. 739
Rustic oak finish




Model no. 743
Rustic oak finish




Model no. 740
Polar larch finish



Model no. 744
Polar larch finish




Model no. 728
Holm oak finish



Model no. 729
Holm oak finish

furnplan



Luxor 3 & 4



Independent / incl. HDI
RETAIL PRICE LIST
 valid 01.03.2023-31.08.2023



Emission Tested
 Tested for Harmful
 Substances
 Regular Product
 Surveillance
 www.luxor.com
 ID: 1111253053



Luxor 3 & 4



Independent / incl. HDI
RETAIL PRICE LIST
 valid 01.03.2023-31.08.2023



Emission Tested
 Tested for Harmful
 Substances
 Regular Product
 Surveillance
 www.luxor.com
 ID: 1111253063



Luxor 3 & 4



Carcase width

	Side	Plinth	Side	Plinth	Side	Plinth	Side	Plinth	Side	Plinth	Side	Width effective
33	1,5	30,2	1,5									33,2 cm
50	1,5	47,5	1,5									50,5 cm
75	1,5	72,2	1,5									75,2 cm
100	1,5	96,4	1,5									99,4 cm
125	1,5	72,2	1,5	47,5	1,5							124,2 cm
133	1,5	47,5	1,5	30,2	1,5	30,2	1,5					131,2 cm
150	1,5	96,4	1,5	47,5	1,5							148,4 cm
175	1,5	47,5	1,5	72,2	1,5	72,2	1,5					173,2 cm
200	1,5	96,4	1,5	96,4	1,5							197,3 cm
225	1,5	72,2	1,5	72,2	1,5	72,2	1,5					222,6 cm
250	1,5	96,4	1,5	47,5	1,5	96,4	1,5					246,3 cm
275	1,5	96,4	1,5	72,2	1,5	96,4	1,5					271,0 cm
300	1,5	96,4	1,5	96,4	1,5	96,4	1,5					295,2 cm
325	1,5	96,4	1,5	72,2	1,5	47,5	1,5	96,4	1,5			320,0 cm
350	1,5	96,4	1,5	96,4	1,5	47,5	1,5	96,4	1,5			344,2 cm
375	1,5	96,4	1,5	47,5	1,5	72,2	1,5	47,5	1,5	96,4	1,5	369,0 cm
400	1,5	96,4	1,5	96,4	1,5	96,4	1,5	96,4	1,5			393,1 cm

Quality details

- HDF back walls
- Doors open up to 105° and cushioned hinges
- 22mm shelves on metal shelf supports
- Metal hanging rails on metal supports, carry up to 60kg
- All fittings are made of metal and highly resistant
- Maximum comfort by delivery of pre-assembled occasional furniture

We reserve the right to color and model deviations or the correction of erroneous information. All measures are approximate cm. All measurements are approximate and in metric cm. We reserve the right to amend technical data and measurements.

Independent / incl. HDI
RETAIL PRICE LIST
 valid 01.03.2023-31.08.2023



Emission Tested
 Tested for Harmful
 Substances
 Regular Product
 Surveillance

www.luv.com
 ID: 1111253053



Luxor 3 & 4

Independent / incl. HDI

RETAIL PRICE LIST

valid

01.03.2023-31.08.2023















Hinged-door wardrobes W 33 cm, with cornice

Interior:

2 shelves, 1 clothes rail per compartment

All hinged-doors incl. cushioned hinges

Description	Dimensions cm	Art. no.	PG 1 GBP	PG 2 GBP
 Door hinged on right	W 33 H 220 D 58	100	600,-	628,-
 Door hinged on right	W 33 H 240 D 58	101	628,-	655,-
 Door hinged on right, 1 mirrored door	W 33 H 220 D 58	102	633,-	633,-
 Door hinged on right, 1 mirrored door	W 33 H 240 D 58	103	665,-	665,-
 Door hinged on left	W 33 H 220 D 58	258	600,-	628,-
 Door hinged on left	W 33 H 240 D 58	259	628,-	655,-
 Door hinged on left, 1 mirrored door	W 33 H 220 D 58	108	633,-	633,-
 Door hinged on left, 1 mirrored door	W 33 H 240 D 58	260	665,-	665,-
 Door hinged on right, 3 drawers	W 33 H 220 D 58	441	763,-	833,-
 Door hinged on right, 3 drawers	W 33 H 240 D 58	442	808,-	878,-
 Door hinged on left, 3 drawers	W 33 H 220 D 58	443	763,-	833,-
 Door hinged on left, 3 drawers	W 33 H 240 D 58	444	808,-	878,-

Luxor 3 & 4

Independent / incl. HDI

RETAIL PRICE LIST

valid

01.03.2023-31.08.2023










Hinged-door wardrobes W 50 cm, with cornice

Interior:

2 shelves, 1 clothes rail per compartment

All hinged-doors incl. cushioned hinges

	Description	Dimensions cm	Art. no.	PG 1 GBP	PG 2 GBP
 47,5	Door hinged on right	W 50 H 220 D 58	598	628,-	658,-
	Door hinged on right	W 50 H 240 D 58	244	655,-	680,-
 47,5	Door hinged on right 1 mirrored door	W 50 H 220 D 58	584	665,-	665,-
	Door hinged on right 1 mirrored door	W 50 H 240 D 58	113	703,-	703,-
 47,5	Door hinged on left	W 50 H 220 D 58	597	628,-	658,-
	Door hinged on left	W 50 H 240 D 58	115	655,-	680,-
 47,5	Door hinged on left, 1 mirrored door	W 50 H 220 D 58	583	665,-	665,-
	Door hinged on left, 1 mirrored door	W 50 H 240 D 58	270	703,-	703,-
 47,5	Door hinged on right, 3 drawers	W 50 H 220 D 58	445	833,-	888,-
	Door hinged on right, 3 drawers	W 50 H 240 D 58	446	878,-	943,-
 47,5	Door hinged on right, 3 drawers, 1 mirrored door	W 50 H 220 D 58	447	878,-	943,-
	Door hinged on right, 3 drawers, 1 mirrored door	W 50 H 240 D 58	448	920,-	1010,-
 47,5	Door hinged on left, 3 drawers	W 50 H 220 D 58	449	833,-	888,-
	Door hinged on left, 3 drawers	W 50 H 240 D 58	450	878,-	943,-

Full-length mirrored doors without trims!

Luxor 3 & 4

Independent / incl. HDI

RETAIL PRICE LIST


valid

01.03.2023-31.08.2023


**Hinged-door wardrobes W 50 cm,
with cornice**
Interior:

2 shelves, 1 clothes rail per compartment

All hinged-doors incl. cushioned hinges

	Description	Dimensions cm	Art. no.	PG 1 GBP	PG 2 GBP
 <div style="border: 1px solid black; padding: 2px; width: fit-content;">47,5</div>	Door hinged on left, 3 drawers, 1 mirrored door	W 50 H 220 D 58	451	878,-	943,-
	Door hinged on left, 3 drawers, 1 mirrored door	W 50 H 240 D 58	452	920,-	1010,-

Luxor 3 & 4

Independent / incl. HDI

RETAIL PRICE LIST

valid

01.03.2023-31.08.2023









Hinged-door wardrobes W 75 cm, with cornice

Interior:

2 shelves, 1 clothes rail per compartment

All hinged-doors incl. cushioned hinges

	Description	Dimensions cm	Art. no.	PG 1 GBP	PG 2 GBP
 72,3	2 doors	W 75 H 220 D 58	118	708,-	780,-
	2 doors	W 75 H 240 D 58	119	758,-	818,-
 72,3	2 doors, 3 drawers	W 75 H 220 D 58	453	943,-	1010,-
	2 doors, 3 drawers	W 75 H 240 D 58	454	1010,-	1065,-
 72,3	2 doors, 1 mirrored door right	W 75 H 220 D 58	120	763,-	790,-
	2 doors, 1 mirrored door right	W 75 H 240 D 58	121	808,-	838,-
 72,3	2 doors, 1 mirrored door left	W 75 H 220 D 58	124	763,-	790,-
	2 doors, 1 mirrored door left	W 75 H 240 D 58	125	808,-	838,-
 72,3	2 doors, 2 mirrored doors	W 75 H 220 D 58	128	818,-	818,-
	2 doors, 2 mirrored doors	W 75 H 240 D 58	129	870,-	870,-
 72,3	2 mirrored doors, 3 drawers	W 75 H 220 D 58	455	1038,-	1078,-
	2 mirrored doors, 3 drawers	W 75 H 240 D 58	456	1130,-	1185,-

Full-length mirrored doors without trims!

Luxor 3 & 4

Independent / incl. HDI

RETAIL PRICE LIST

valid

01.03.2023-31.08.2023













Hinged-door wardrobes W 100 cm, with cornice

Interior:

2 shelves, 1 clothes rail per compartment

All hinged-doors incl. cushioned hinges

Description	Dimensions cm	Art. no.	PG 1 GBP	PG 2 GBP
 3 doors, 3 drawers	W 97 H 220 D 58	457	1185,-	1295,-
 3 doors, 3 drawers	W 97 H 240 D 58	458	1260,-	1420,-
 2 doors	W 100 H 220 D 58	532	758,-	808,-
 2 doors	W 100 H 240 D 58	132	790,-	858,-
 2 doors, 1 mirrored door right	W 100 H 220 D 58	392	808,-	833,-
 2 doors, 1 mirrored door right	W 100 H 240 D 58	133	858,-	878,-
 2 doors, 1 mirrored door left	W 100 H 220 D 58	507	808,-	833,-
 2 doors, 1 mirrored door left	W 100 H 240 D 58	284	858,-	878,-
 2 mirrored doors	W 100 H 220 D 58	391	858,-	858,-
 2 mirrored doors	W 100 H 240 D 58	139	913,-	913,-

Luxor 3 & 4

Independent / incl. HDI

RETAIL PRICE LIST

valid

01.03.2023-31.08.2023



Hinged-door wardrobes W 125 - 133 cm, with cornice

Interior:

2 shelves, 1 clothes rail per compartment

All hinged-doors incl. cushioned hinges

Description		Dimensions cm	Art. no.	PG 1 GBP	PG 2 GBP
	3 doors	W 125 H 220 D 58	141	945,-	1023,-
	3 doors	W 125 H 240 D 58	142	1010,-	1078,-
	3 doors, 1 mirrored door	W 125 H 220 D 58	143	988,-	1038,-
	3 doors, 1 mirrored door	W 125 H 240 D 58	144	1038,-	1130,-
	3 doors, 3 drawers	W 133 H 220 D 58	459	1225,-	1350,-
	3 doors, 3 drawers	W 133 H 240 D 58	460	1295,-	1453,-
	3 doors	W 133 H 220 D 58	147	1078,-	1173,-
	3 doors	W 133 H 240 D 58	148	1173,-	1260,-
	3 doors, 1 mirrored door	W 133 H 220 D 58	149	1130,-	1185,-
	3 doors, 1 mirrored door	W 133 H 240 D 58	150	1200,-	1260,-

Luxor 3 & 4

Independent / incl. HDI

RETAIL PRICE LIST

valid

01.03.2023-31.08.2023

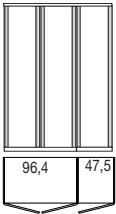

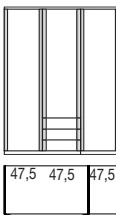



Hinged-door wardrobes W 150 cm, with cornice

Interior:

2 shelves, 1 clothes rail per compartment

All hinged-doors incl. cushioned hinges

Description	Dimensions cm	Art. no.	PG 1 GBP	PG 2 GBP
 3 doors	W 150 H 220 D 58	531	1008,-	1080,-
3 doors	W 150 H 240 D 58	153	1063,-	1168,-
 3 doors, 1 mirrored door	W 150 H 220 D 58	516	1063,-	1098,-
3 doors, 1 mirrored door	W 150 H 240 D 58	285	1145,-	1190,-
 3 doors, 3 drawers	W 150 H 220 D 58	854	1315,-	1440,-
3 doors, 3 drawers	W 150 H 240 D 58	497	1400,-	1533,-
 3 doors, 3 drawers, 1 mirrored door	W 150 H 220 D 58	981	1370,-	1495,-
3 doors, 3 drawers, 1 mirrored door	W 150 H 240 D 58	498	1480,-	1583,-

Luxor 3 & 4

Independent / incl. HDI

RETAIL PRICE LIST

valid

01.03.2023-31.08.2023



Hinged-door wardrobes W 175 cm, with cornice

Interior:

2 shelves, 1 clothes rail per compartment

All hinged-doors incl. cushioned hinges

Description		Dimensions cm	Art. no.	PG 1 GBP	PG 2 GBP
	4 doors	W 175 H 220 D 58	156	1200,-	1315,-
	4 doors	W 175 H 240 D 58	157	1278,-	1400,-
	4 doors, 2 mirrored doors	W 175 H 220 D 58	158	1278,-	1350,-
	4 doors, 2 mirrored doors	W 175 H 240 D 58	159	1370,-	1463,-
	4 doors, 3 drawers	W 175 H 220 D 58	855	1440,-	1548,-
	4 doors, 3 drawers	W 175 H 240 D 58	499	1533,-	1655,-
	4 doors, 2 mirrored doors, 3 drawers	W 175 H 220 D 58	982	1533,-	1655,-
	4 doors, 2 mirrored doors, 3 drawers	W 175 H 240 D 58	500	1623,-	1758,-

Full-length mirrored doors without trims!

Luxor 3 & 4

Independent / incl. HDI

RETAIL PRICE LIST

valid

01.03.2023-31.08.2023

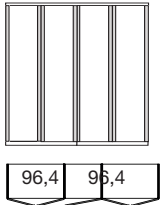

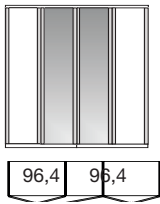

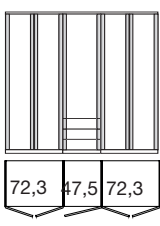

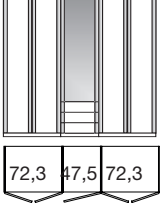



Hinged-door wardrobes W 200 cm, with cornice

Interior:

2 shelves, 1 clothes rail per compartment

All hinged-doors incl. cushioned hinges

Description	Dimensions cm	Art. no.	PG 1 GBP	PG 2 GBP
 4 doors	W 200 H 220 D 58	534	1145,-	1278,-
 4 doors	W 200 H 240 D 58	162	1220,-	1350,-
 4 doors, 2 mirrored doors	W 200 H 220 D 58	517	1238,-	1315,-
 4 doors, 2 mirrored doors	W 200 H 240 D 58	163	1315,-	1400,-
 5 doors, 3 drawers	W 200 H 220 D 58	501	1480,-	1655,-
 5 doors, 3 drawers	W 200 H 240 D 58	502	1568,-	1758,-
 5 doors, 1 mirrored door, 3 drawers	W 200 H 220 D 58	503	1533,-	1708,-
 5 doors, 1 mirrored door, 3 drawers	W 200 H 240 D 58	504	1623,-	1820,-

Luxor 3 & 4

Independent / incl. HDI

RETAIL PRICE LIST

valid

01.03.2023-31.08.2023



Hinged-door wardrobes W 225 cm, with cornice

Interior:

2 shelves, 1 clothes rail per compartment

All hinged-doors incl. cushioned hinges

	Description	Dimensions cm	Art. no.	PG 1 GBP	PG 2 GBP
	6 doors	W 225 H 220 D 58	165	1315,-	1480,-
	6 doors	W 225 H 240 D 58	166	1400,-	1568,-
	6 doors, 2 mirrored doors	W 225 H 220 D 58	167	1400,-	1513,-
	6 doors, 2 mirrored doors	W 225 H 240 D 58	168	1495,-	1600,-
	6 doors, 4 mirrored doors	W 225 H 220 D 58	171	1480,-	1533,-
	6 doors, 4 mirrored doors	W 225 H 240 D 58	172	1568,-	1623,-
	6 doors, 3 drawers	W 225 H 220 D 58	505	1533,-	1708,-
	6 doors, 3 drawers	W 225 H 240 D 58	506	1623,-	1820,-
	6 doors, 2 mirrored doors, 3 drawers	W 225 H 220 D 58	508	1623,-	1803,-
	6 doors, 2 mirrored doors, 3 drawers	W 225 H 240 D 58	509	1600,-	1935,-

Luxor 3 & 4

Independent / incl. HDI

RETAIL PRICE LIST

valid

01.03.2023-31.08.2023


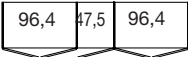



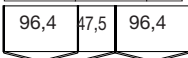


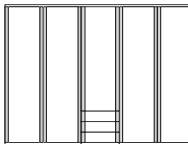
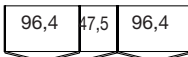
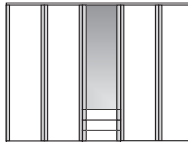



Hinged-door wardrobes W 250 cm, with cornice

Interior:

2 shelves, 1 clothes rail per compartment

All hinged-doors incl. cushioned hinges

Description	Dimensions cm	Art. no.	PG 1 GBP	PG 2 GBP
 5 doors 	W 250 H 220 D 58	535	1370,-	1515,-
	W 250 H 240 D 58	175	1480,-	1605,-
 5 doors, 1 mirrored door 	W 250 H 220 D 58	521	1440,-	1530,-
	W 250 H 240 D 58	176	1530,-	1620,-
 5 doors, 2 mirrored doors 	W 250 H 220 D 58	530	1495,-	1568,-
	W 250 H 240 D 58	178	1590,-	1673,-
 5 doors, 3 mirrored doors 	W 250 H 220 D 58	522	1555,-	1600,-
	W 250 H 240 D 58	182	1645,-	1725,-
 5 doors, 3 drawers 	W 250 H 220 D 58	856	1530,-	1693,-
	W 250 H 240 D 58	510	1620,-	1800,-
 5 doors, 1 mirrored door, 3 drawers 	W 250 H 220 D 58	983	1590,-	1768,-
	W 250 H 240 D 58	511	1693,-	1875,-

Luxor 3 & 4

Independent / incl. HDI

RETAIL PRICE LIST

valid

01.03.2023-31.08.2023

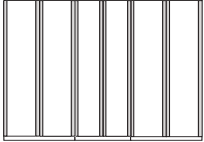

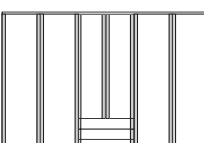
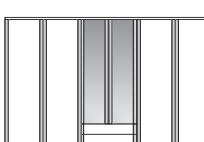


Hinged-door wardrobes W 275 cm, with cornice

Interior:

2 shelves, 1 clothes rail per compartment

All hinged-doors incl. cushioned hinges

Description	Dimensions cm	Art. no.	PG 1 GBP	PG 2 GBP	
 96,4 72,3 96,4	6 doors	W 275 H 220 D 58	288	1440,-	1600,-
	6 doors	W 275 H 240 D 58	289	1530,-	1725,-
 96,4 72,3 96,4	6 doors, 2 mirrored doors	W 275 H 220 D 58	290	1515,-	1620,-
	6 doors, 2 mirrored doors	W 275 H 240 D 58	291	1600,-	1753,-
 96,4 72,3 96,4	6 doors, 3 drawers	W 275 H 220 D 58	857	1645,-	1820,-
	6 doors, 3 drawers	W 275 H 240 D 58	512	1768,-	1963,-
 96,4 72,3 96,4	6 doors, 2 mirrored doors, 3 drawers	W 275 H 220 D 58	979	1768,-	1928,-
	6 doors, 2 mirrored doors, 3 drawers	W 275 H 240 D 58	513	1875,-	2070,-

Full-length mirrored doors without trims!

Luxor 3 & 4

Independent / incl. HDI

RETAIL PRICE LIST

valid

01.03.2023-31.08.2023

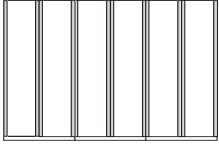
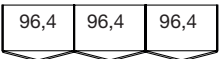

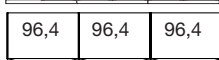

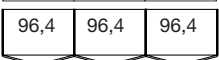
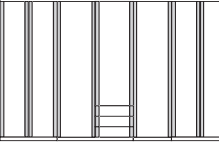
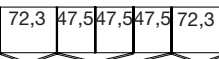

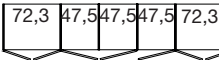


Hinged-door wardrobes, W 300 cm, with cornice

Interior:

2 shelves, 1 clothes rail per compartment

All hinged-doors incl. cushioned hinges

	Description	Dimensions cm	Art. no.	PG 1 GBP	PG 2 GBP
 	6 doors	W 300 H 220 D 58	536	1495,-	1645,-
	6 doors	W 300 H 240 D 58	292	1590,-	1768,-
 	6 doors, 2 mirrored doors	W 300 H 220 D 58	527	1590,-	1693,-
	6 doors, 2 mirrored doors	W 300 H 240 D 58	293	1693,-	1800,-
 	6 doors, 4 mirrored doors	W 300 H 220 D 58	533	1693,-	1753,-
	6 doors, 4 mirrored doors	W 300 H 240 D 58	295	1800,-	1855,-
 	7 doors, 3 drawers	W 300 H 220 D 58	514	1875,-	2085,-
	7 doors, 3 drawers	W 300 H 240 D 58	515	2020,-	2270,-
 	7 doors, 1 mirrored door, 3 drawers	W 300 H 220 D 58	518	1928,-	2168,-
	7 doors, 1 mirrored door, 3 drawers	W 300 H 240 D 58	519	2070,-	2325,-

Luxor 3 & 4

Independent / incl. HDI

RETAIL PRICE LIST

valid

01.03.2023-31.08.2023



Hinged-door wardrobes W 325 cm, with cornice

Interior:

2 shelves, 1 clothes rail per compartment

All hinged-doors incl. cushioned hinges

	Description	Dimensions cm	Art. no.	PG 1 GBP	PG 2 GBP
	7 doors	W 325 H 220 D 58	352	1693,-	1875,-
	7 doors	W 325 H 240 D 58	353	1800,-	2020,-
	7 doors, 3 mirrored doors	W 325 H 220 D 58	354	1843,-	1963,-
	7 doors, 3 mirrored doors	W 325 H 240 D 58	355	1963,-	2085,-
	7 doors, 5 mirrored doors	W 325 H 220 D 58	201	1928,-	1983,-
	7 doors, 5 mirrored doors	W 325 H 240 D 58	203	2055,-	2108,-
	8 doors, 3 drawers	W 325 H 220 D 58	520	2055,-	2290,-
	8 doors, 3 drawers	W 325 H 240 D 58	523	2188,-	2455,-
	8 doors, 2 mirrored doors, 3 drawers	W 325 H 220 D 58	524	2130,-	2385,-
	8 doors, 2 mirrored doors, 3 drawers	W 325 H 240 D 58	525	2290,-	2543,-

Full-length mirrored doors without trims!

Luxor 3 & 4

Independent / incl. HDI

RETAIL PRICE LIST

valid

01.03.2023-31.08.2023


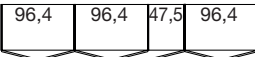

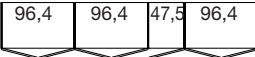

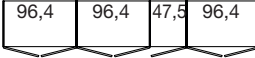

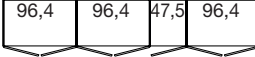
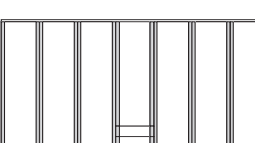
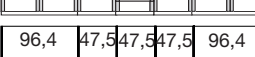
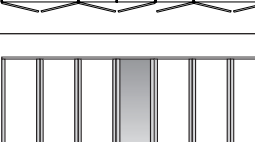






Hinged-door wardrobes W 350 cm, with cornice

Interior:

2 shelves, 1 clothes rail per compartment

All hinged-doors incl. cushioned hinges

Description	Dimensions cm	Art. no.	PG 1 GBP	PG 2 GBP
 7 doors 	W 350 H 220 D 58	984	1800,-	2005,-
 7 doors, 1 mirrored door 	W 350 H 220 D 58	988	1855,-	2038,-
 7 doors, 1 mirrored door 	W 350 H 240 D 58	206	1910,-	2125,-
 7 doors, 1 mirrored door 	W 350 H 240 D 58	207	1975,-	2183,-
 7 doors, 3 mirrored doors 	W 350 H 220 D 58	989	1953,-	2075,-
 7 doors, 3 mirrored doors 	W 350 H 240 D 58	209	2085,-	2235,-
 7 doors, 5 mirrored doors 	W 350 H 220 D 58	356	2075,-	2108,-
 7 doors, 5 mirrored doors 	W 350 H 240 D 58	357	2210,-	2290,-
 7 doors, 3 drawers 	W 350 H 220 D 58	526	2075,-	2313,-
 7 doors, 3 drawers 	W 350 H 240 D 58	528	2210,-	2480,-
 7 doors, 1 mirrored door, 3 drawers 	W 350 H 220 D 58	541	2108,-	2338,-
 7 doors, 1 mirrored door, 3 drawers 	W 350 H 240 D 58	542	2290,-	2538,-

Luxor 3 & 4

Independent / incl. HDI

RETAIL PRICE LIST

valid

01.03.2023-31.08.2023


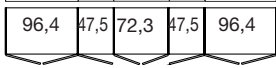


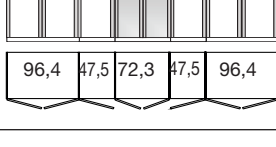
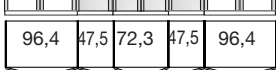

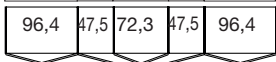
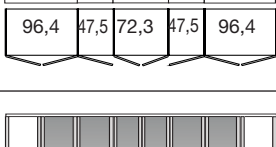

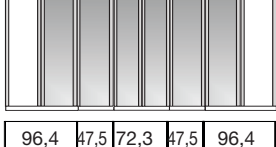



Hinged-door wardrobes W 375 cm, with cornice

Interior:

2 shelves, 1 clothes rail per compartment

All hinged-doors incl. cushioned hinges

Description	Dimensions cm	Art. no.	PG 1 GBP	PG 2 GBP
 8 doors	W 375 H 220 D 58	358	1953,-	2183,-
 8 doors	W 375 H 240 D 58	359	2075,-	2338,-
 8 doors, 2 mirrored doors	W 375 H 220 D 58	360	2020,-	2210,-
 8 doors, 2 mirrored doors	W 375 H 240 D 58	361	2153,-	2403,-
 8 doors, 4 mirrored doors	W 375 H 220 D 58	370	2108,-	2235,-
 8 doors, 4 mirrored doors	W 375 H 240 D 58	371	2290,-	2433,-
 8 doors, 6 mirrored doors	W 375 H 220 D 58	225	2235,-	2313,-
 8 doors, 6 mirrored doors	W 375 H 240 D 58	226	2433,-	2480,-
 8 doors, 3 drawers	W 375 H 220 D 58	543	2183,-	2433,-
 8 doors, 3 drawers	W 375 H 240 D 58	544	2338,-	2585,-
 8 doors, 2 mirrored doors, 3 drawers	W 375 H 220 D 58	545	2313,-	2538,-
 8 doors, 2 mirrored doors, 3 drawers	W 375 H 240 D 58	546	2480,-	2695,-

Luxor 3 & 4

Independent / incl. HDI

RETAIL PRICE LIST

valid

01.03.2023-31.08.2023

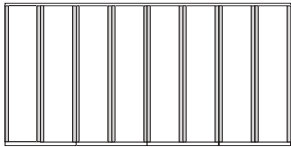
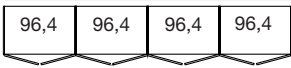

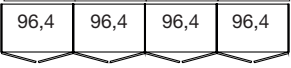

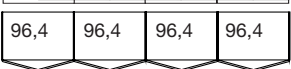

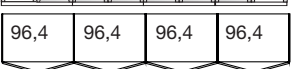

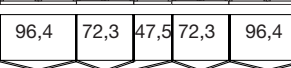
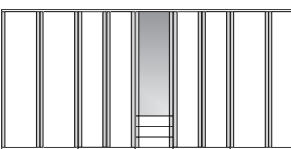
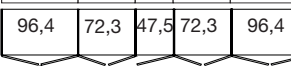


Hinged-door wardrobes, W 400 cm, with cornice

Interior:

2 shelves, 1 clothes rail per compartment

All hinged-doors incl. cushioned hinges

Description	Dimensions cm	Art. no.	PG 1 GBP	PG 2 GBP
 8 doors	W 400 H 220 D 58	334	1910,-	2153,-
 8 doors	W 400 H 240 D 58	379	2075,-	2313,-
 8 doors, 2 mirrored doors	W 400 H 220 D 58	338	2020,-	2210,-
 8 doors, 2 mirrored doors	W 400 H 240 D 58	374	2153,-	2338,-
 8 doors, 4 mirrored doors	W 400 H 220 D 58	339	2108,-	2235,-
 8 doors, 4 mirrored doors	W 400 H 240 D 58	376	2290,-	2433,-
 8 doors, 6 mirrored doors	W 400 H 220 D 58	233	2235,-	2313,-
 8 doors, 6 mirrored doors	W 400 H 240 D 58	234	2433,-	2480,-
 9 doors, 3 drawers	W 400 H 220 D 58	547	2210,-	2503,-
 9 doors, 3 drawers	W 400 H 240 D 58	548	2338,-	2668,-
 9 doors, 1 mirrored door, 3 drawers	W 400 H 220 D 58	549	2260,-	2563,-
 9 doors, 1 mirrored door, 3 drawers	W 400 H 240 D 58	550	2450,-	2748,-

Luxor 3 & 4

Independent / incl. HDI

RETAIL PRICE LIST

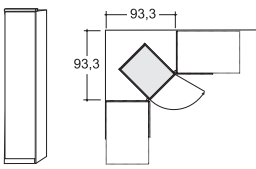
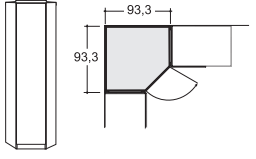
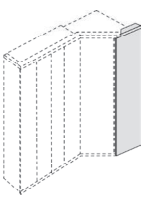
valid

01.03.2023-31.08.2023



Corner units with cornice

All hinged-doors incl. cushioned hinges

Description	Dimensions cm			Art. no.	PG 1 GBP	PG 2 GBP			
	W	H	D						
 <p>Corner unit with swing door, with and without mirrored door</p> <p>Interior arrangement: 1 adjustable shelf, 1 clothes rail</p>	hinged right	with wooden door	50	220	58	154	655,-	680,-	
	hinged right	with mirrored door	50	220	58	155	698,-	698,-	
	hinged left	with wooden door	50	220	58	930	655,-	680,-	
	hinged left	with mirrored door	50	220	58	931	698,-	698,-	
	hinged right	with wooden door	50	240	58	733	680,-	708,-	
	hinged right	with mirrored door	50	240	58	734	745,-	745,-	
	hinged left	with wooden door	50	240	58	936	680,-	708,-	
	hinged left	with mirrored door	50	240	58	937	745,-	745,-	
	 <p>Extended corner unit with swing door, with or without mirror</p> <p>Interior arrangement: 1 adjustable shelf, 1 clothes rail</p>	hinged right	with wooden door	93	220	93	184	870,-	900,-
		hinged right	with mirrored door	93	220	93	185	920,-	920,-
hinged left		with wooden door	93	220	93	934	870,-	900,-	
hinged left		with mirrored door	93	220	93	935	920,-	920,-	
hinged right		with wooden door	93	240	93	735	960,-	988,-	
hinged right		with mirrored door	93	240	93	736	1023,-	1023,-	
hinged left		with wooden door	93	240	93	938	960,-	988,-	
hinged left		with mirrored door	93	240	93	939	1023,-	1023,-	
 <p>End panel for extended corner unit, can be used on right and left</p>				56	216	1,5	090	130,-	130,-
				56	236	1,5	738	135,-	135,-
<p>Required with a final extended corner unit. If a corner unit stands separately, 2 outer sides are required.</p>									

Luxor 3 & 4

Independent / incl. HDI

RETAIL PRICE LIST

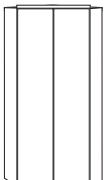

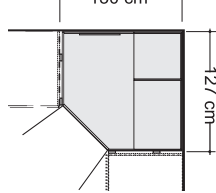

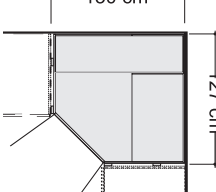
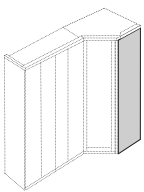
valid

01.03.2023-31.08.2023



Corner units with cornice

All hinged-doors incl. cushioned hinges

Description	Dimensions cm			Art. no.	PG 1 GBP	PG 2 GBP		
	W	H	D					
   <p>Walk-in corner unit with swing doors</p> <p>with wooden door with mirrored door</p> <p>with wooden door with mirrored door</p> <p>Interior: W 47,5 cm: 4 shelves, W 72.2cm: 2 shelves, 1 hanging rail, Interior mirror, Lights with motion detector</p> <p>This product contains a light device of energy efficiency class G</p>	130	220	127	021	1490,-	1490,-		
	130	220	127	022	1528,-	1528,-		
	130	240	127	739	1693,-	1693,-		
	130	240	127	740	1753,-	1753,-		
	  <p>with wooden door with mirrored door</p> <p>with wooden door with mirrored door</p> <p>Interior: W 72.2cm: 2 shelves, 1 hanging rail, W 125 cm: 5 shelves, Lights with motion detector</p> <p>This product contains a light device of energy efficiency class G</p>	130	220	127	020	1600,-	1600,-	
		130	220	127	027	1678,-	1678,-	
		130	240	127	803	1788,-	1788,-	
		130	240	127	814	1900,-	1900,-	
		 <p>End panel for corner unit, can be used on left and right</p>	56	216	1,5	023	135,-	135,-
			56	236	1,5	741	150,-	150,-
<p>Required if a corner unit is used on end. If a corner unit is mounted separately, 2 outer panels are required.</p>								

Luxor 3 & 4

Independent / incl. HDI




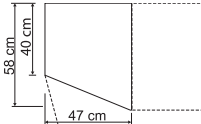
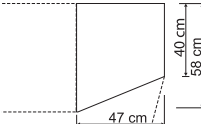

RETAIL PRICE LIST

valid

01.03.2023-31.08.2023



All hinged-doors incl. cushioned hinges

Description	Dimensions cm			Art. no.	PG 1 GBP	PG 2 GBP
	W	H	D			
 Corner strip for 90° corner installation	10	216	10	199	83,-	83,-
	10	236	10	737	83,-	83,-
 Not available in polar larch finish! Not available in holm oak finish!						
 End unit with swing door, angled, 4 laundry shelves inside for placing on right for placing on left for placing on right for placing on left	47	220	58	180	708,-	738,-
	47	220	58	181	708,-	738,-
	47	240	58	742	758,-	790,-
	47	240	58	743	758,-	790,-
 Art. no. 181 / 743						
 Art. no. 180 / 742						
 Not useable for standing alone!						

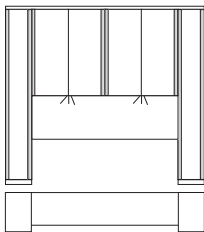
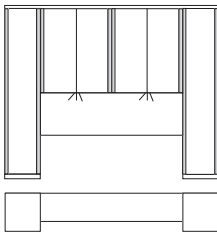
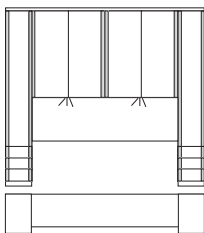


Overbed unit combinations

All hinged-doors incl. cushioned hinges



Bi-folding doors from overbed units without

Description	Dimensions cm			Art. no.	PG 1 GBP	PG 2 GBP
	W	H	D			
 <p>Combination suggestion 1, with 33 cm occasional wardrobes, straight doors</p> <p>- for bed width 140 cm - for bed width 150 / 160 cm - for bed width 180 cm</p>	215	220	58	030	1698,-	1830,-
	235	220	58	093	1698,-	1830,-
	255	220	58	094	1698,-	1830,-
<p>Interior arrangement Overbed unit: 2 adjustable shelves Occasional wardrobe: 2 adjustable shelves 1 clothes rail</p>	215	240	58	747	1773,-	1898,-
	235	240	58	748	1773,-	1898,-
	255	240	58	749	1773,-	1898,-
 <p>Combination suggestion 2 with 50 cm occasional wardrobes, straight doors</p> <p>- for bed width 140 cm - for bed width 150 / 160 cm - for bed width 180 cm</p>	250	220	58	116	1803,-	1918,-
	270	220	58	130	1803,-	1918,-
	290	220	58	134	1803,-	1918,-
<p>Interior arrangement Overbed unit: 2 adjustable shelves Occasional wardrobe: 2 adjustable shelves 1 clothes rail</p>	250	240	58	751	1853,-	2005,-
	270	240	58	752	1853,-	2005,-
	290	240	58	753	1853,-	2005,-
 <p>Combination suggestion 3 with occasional wardrobes, 33 cm, drawers, straight doors</p> <p>- for bed width 140 cm - for bed width 150 / 160 cm - for bed width 180 cm</p>	215	220	58	040	1803,-	1968,-
	235	220	58	041	1803,-	1968,-
	255	220	58	046	1803,-	1968,-
<p>Interior arrangement Overbed unit: 2 adjustable shelves Occasional wardrobe: 2 adjustable shelves 1 clothes rail</p>	215	240	58	755	1853,-	2060,-
	235	240	58	756	1853,-	2060,-
	255	240	58	757	1853,-	2060,-

This product contains light devices
of energy efficiency class F

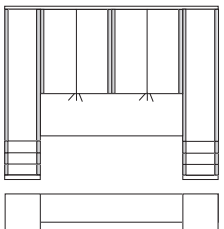
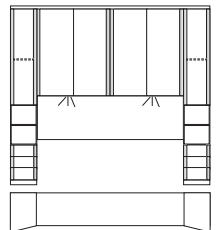





Overbed unit combinations

All hinged-doors incl. cushioned hinges



Bi-folding doors from overbed units without

Description	Dimensions cm			Art. no.	PG 1 GBP	PG 2 GBP	
	W	H	D				
 <p>Combination suggestion 4 with occasional wardrobes, 50 cm, drawers, straight doors</p> <p>- for bed width 140 cm - for bed width 150 / 160 cm - for bed width 180 cm</p>	250	220	58	054	1968,-	2148,-	
	270	220	58	057	1968,-	2148,-	
	290	220	58	060	1968,-	2148,-	
<p>Interior arrangement Overbed unit: 2 adjustable shelves</p> <p>Occasional wardrobe: 2 adjustable shelves 1 clothes rail</p>	250	240	58	759	2060,-	2268,-	
	270	240	58	760	2060,-	2268,-	
	290	240	58	761	2060,-	2268,-	
 <p>Combination suggestion 5 with 33 cm occasional elements, 3 drawers at bottom, open compartment above with wooden doors, angled</p> <p>- for bed width 140 cm - for bed width 150 / 160 cm - for bed width 180 cm</p>	215	220	58	072	1803,-	1968,-	
	235	220	58	074	1803,-	1968,-	
	255	220	58	076	1803,-	1968,-	
<p>Interior arrangement Overbed unit: 2 adjustable shelves</p> <p>Occasional element: 2 adjustable shelves</p>	215	240	58	763	1853,-	2060,-	
	235	240	58	765	1853,-	2060,-	
	255	240	58	766	1853,-	2060,-	
 <p>Towers fully assembled</p>							
	 <p>Combination suggestion 6 with 50 cm occasional elements, 3 drawers at bottom, open compartment with wooden doors above, angled</p> <p>- for bed width 140 cm - for bed width 150 / 160 cm - for bed width 180 cm</p>	250	220	58	080	1968,-	2148,-
		270	220	58	081	1968,-	2148,-
290		220	58	082	1968,-	2148,-	
<p>Interior arrangement Overbed unit: 2 adjustable shelves</p> <p>Occasional element: 2 adjustable shelves</p>	250	240	58	770	2060,-	2268,-	
	270	240	58	771	2060,-	2268,-	
	290	240	58	772	2060,-	2268,-	
 <p>Towers fully assembled</p>							
	This product contains light devices of energy efficiency class F						

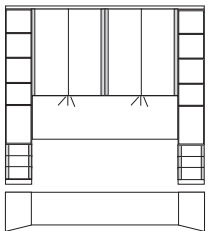

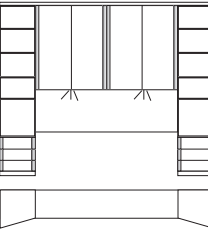

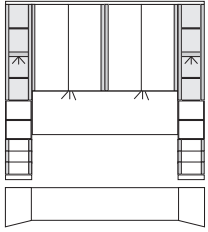



Overbed unit combinations

All hinged-doors incl. cushioned hinges



Bi-folding doors from overbed units without

Description	Dimensions cm			Art. no.	PG 1 GBP	PG 2 GBP	
	W	H	D				
 <p>Combination suggestion 7 with 33 cm occasional elements, 3 drawers at bottom, open shelf above, angled</p> <p>- for bed width 140 cm - for bed width 150 / 160 cm - for bed width 180 cm</p> <p>Interior arrangement Overbed unit: 2 adjustable shelves</p> <p>Occasional element: 4 adjustable shelves</p> <p> Towers fully assembled</p>	215	220	58	774	1720,-	1853,-	
	235	220	58	775	1720,-	1853,-	
	255	220	58	776	1720,-	1853,-	
	215	240	58	778	1773,-	1933,-	
	235	240	58	779	1773,-	1933,-	
	255	240	58	780	1773,-	1933,-	
	 <p>Combination suggestion 8 with 50 cm occasional elements, 3 drawers at bottom, open shelf above, angled</p> <p>- for bed width 140 cm - for bed width 150 / 160 cm - for bed width 180 cm</p> <p>Interior arrangement Overbed unit: 2 adjustable shelves</p> <p>Occasional element: 4 adjustable shelves</p> <p> Towers fully assembled</p>	250	220	58	792	1898,-	2038,-
		270	220	58	793	1898,-	2038,-
		290	220	58	794	1898,-	2038,-
		250	240	58	796	1968,-	2130,-
270		240	58	797	1968,-	2130,-	
290		240	58	798	1968,-	2130,-	
 <p>Combination suggestion 9 with 33 cm occasional elements, 3 drawers at bottom, open compartment with clear glass doors above, angled</p> <p>- for bed width 140 cm - for bed width 150 / 160 cm - for bed width 180 cm</p> <p>Interior arrangement Overbed unit: 2 adjustable shelves</p> <p>Occasional element: 2 glass shelves 1 shelf</p> <p> Towers fully assembled</p>		215	220	58	105	1853,-	2005,-
		235	220	58	106	1853,-	2005,-
		255	220	58	107	1853,-	2005,-
		215	240	58	800	1933,-	2095,-
	235	240	58	801	1933,-	2095,-	
	255	240	58	802	1933,-	2095,-	
	This product contains light devices of energy efficiency class F						



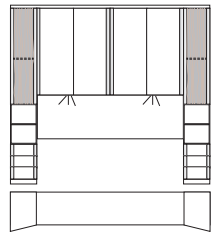

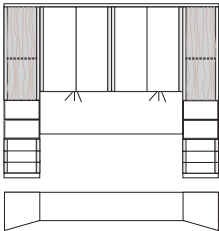



Overbed unit combinations

All hinged-doors incl. cushioned hinges






Bi-folding doors from overbed units without

Description	Dimensions cm			Art. no.	PG 1 GBP	PG 2 GBP	
	W	H	D				
 <p>Combination suggestion 10 with 50 cm occasional elements, 3 drawers at bottom, open compartment with clear glass doors above, angled</p> <p>- for bed width 140 cm - for bed width 150 / 160 cm - for bed width 180 cm</p> <p>Interior arrangement Overbed unit: 2 adjustable shelves</p> <p>Occasional element: 2 glass shelves 1 shelf</p> <p> Towers fully assembled</p>	250	220	58	110	2060,-	2183,-	
	270	220	58	111	2060,-	2183,-	
	290	220	58	112	2060,-	2183,-	
	250	240	58	850	2130,-	2290,-	
	270	240	58	851	2130,-	2290,-	
	290	240	58	852	2130,-	2290,-	
	 <p>Combination suggestion 11 with 33 cm occasional elements, 3 drawers at bottom, open compartment above with doors in textured mocca, angled</p> <p>- for bed width 140 cm - for bed width 150 / 160 cm - for bed width 180 cm</p> <p>Interior arrangement Overbed unit: 2 adjustable shelves</p> <p>Occasional element: 2 adjustable shelves</p> <p> Towers fully assembled</p>	215	220	58	313	1853,-	2005,-
		235	220	58	314	1853,-	2005,-
		255	220	58	315	1853,-	2005,-
		215	240	58	317	1933,-	2095,-
235		240	58	318	1933,-	2095,-	
255		240	58	321	1933,-	2095,-	
 <p>Combination suggestion 12 with 50 cm occasional elements, 3 drawers at bottom, open compartment with doors in textured mocca above, angled</p> <p>- for bed width 140 cm - for bed width 150 / 160 cm - for bed width 180 cm</p> <p>Interior arrangement Overbed unit: 2 adjustable shelves</p> <p>Occasional element: 2 adjustable shelves</p> <p> Towers fully assembled</p>		250	220	58	323	2060,-	2183,-
		270	220	58	325	2060,-	2183,-
		290	220	58	326	2060,-	2183,-
		250	240	58	332	2130,-	2290,-
	270	240	58	333	2130,-	2290,-	
	290	240	58	335	2130,-	2290,-	
	This product contains light devices of energy efficiency class F						



Overbed unit individual elements

All hinged-doors incl. cushioned hinges

Description	Dimensions cm			Art. no.	PG 1 GBP	PG 2 GBP		
	W	H	D					
 <p>Occasional wardrobe with straight door</p> <p>Interior arrangement: 2 shelves, 1 clothes rail per compartment</p>	LHH	33	220	58	186	655,-	680,-	
	RHH	33	220	58	187	655,-	680,-	
	LHH	33	240	58	805	680,-	708,-	
	RHH	33	240	58	806	680,-	708,-	
	LHH	50	220	58	568	703,-	738,-	
	RHH	50	220	58	569	703,-	738,-	
	LHH	50	240	58	807	745,-	763,-	
	RHH	50	240	58	808	745,-	763,-	
	 <p>Occasional wardrobe with straight door and 3 pull-outs</p> <p>Interior arrangement: 2 shelves, 1 clothes rail per compartment</p>	LHH	33	220	58	190	703,-	758,-
		RHH	33	220	58	191	703,-	758,-
LHH		33	240	58	809	745,-	808,-	
RHH		33	240	58	810	745,-	808,-	
LHH		50	220	58	194	790,-	858,-	
RHH		50	220	58	195	790,-	858,-	
LHH		50	240	58	811	838,-	913,-	
RHH		50	240	58	812	838,-	913,-	
 <p>Occasional element, 3 pull-outs at bottom, open compartment above, wooden door, angled</p> <p>for placing on left</p> <p>for placing on right</p> <p>for placing on left</p> <p>for placing on right</p> <p>for placing on left</p> <p>for placing on right</p> <p>Interior arrangement: 2 adjustable shelves</p>			33	220	58	192	703,-	758,-
			33	220	58	193	703,-	758,-
		33	240	58	813	745,-	808,-	
		33	240	58	815	745,-	808,-	
		50	220	58	196	790,-	858,-	
		50	220	58	197	790,-	858,-	
		50	240	58	819	838,-	913,-	
		50	240	58	820	838,-	913,-	

Luxor 3 & 4

Independent / incl. HDI

RETAIL PRICE LIST







valid

01.03.2023-31.08.2023



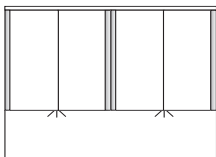



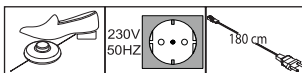

Overbed unit individual elements

All hinged-doors incl. cushioned hinges

Description	Dimensions cm			Art. no.	PG 1 GBP	PG 2 GBP
	W	H	D			
 <p>Beistellelement, unten 3 Auszüge darüber offenes Fach, Tür in Struktur schräg gestellt</p> <p>for placing on left for placing on right</p> <p>for placing on left for placing on right</p> <p>Interior arrangement: 2 adjustable shelves</p> <p> Towers fully assembled</p>						
	33	220	58	396	745,-	780,-
	33	220	58	397	745,-	780,-
	33	240	58	398	780,-	818,-
	33	240	58	399	780,-	818,-
	50	220	58	400	833,-	878,-
	50	220	58	401	833,-	878,-
	50	240	58	402	878,-	943,-
	50	240	58	403	878,-	943,-
	 <p>Occasional element, angled, 3 pull-outs at bottom, full-width open shelf above</p> <p>for placing on left for placing on right</p> <p>for placing on left for placing on right</p> <p>Interior arrangement: 4 adjustable shelves</p> <p> Towers fully assembled</p>					
33		220	58	822	683,-	738,-
33		220	58	825	683,-	738,-
33		240	58	828	738,-	763,-
33		240	58	829	738,-	763,-
50		220	58	826	758,-	790,-
50		220	58	827	758,-	790,-
50		240	58	830	790,-	838,-
50		240	58	831	790,-	838,-
 <p>Occasional element, angled, 3 pull-outs at bottom, open compart- ment above with clear glass door</p> <p>for placing on left for placing on right</p> <p>for placing on left for placing on right</p> <p>for placing on left for placing on right</p> <p>Interior arrangement: 2 glass shelves 1 adjustable shelf</p> <p> Towers fully assembled</p>						
	33	220	58	177	745,-	780,-
	33	220	58	198	745,-	780,-
	33	240	58	832	780,-	818,-
	33	240	58	833	780,-	818,-
	50	220	58	188	833,-	878,-
	50	220	58	189	833,-	878,-
	50	240	58	834	878,-	943,-
	50	240	58	835	878,-	943,-



Additional elements for overbed unit combinations

Description	Dimensions cm			Art. no.	PG 1 GBP	PG 2 GBP
	W	H	D			
 <p>Overbed unit with lighting and panel</p> <p>- for bed width 140 cm - for bed width 150 / 160 cm - for bed width 180 cm</p> <p>Interior arrangement: 2 adjustable shelves</p> <p>This product contains light devices of energy efficiency class F</p>  						
	149	164	40	217	728,-	788,-
	169	164	40	218	728,-	788,-
	189	164	40	219	728,-	788,-
	149	183	40	836	735,-	790,-
	169	183	40	837	735,-	790,-
	189	183	40	838	735,-	790,-
 <p>Power LED lights (4-piece set) for cornice above overbed unit</p> <p>This product contains light devices of energy efficiency class F</p> 	1	1	1	019	400,-	400,-
 <p>Pair of panel lights for overbed unit</p> <p>Dieses Produkt enthält eine Lichtquelle der Energieeffizienzklasse E</p>	1	1	1	413	175,-	175,-

Luxor 3 & 4

Independent / incl. HDI

RETAIL PRICE LIST

valid

01.03.2023-31.08.2023

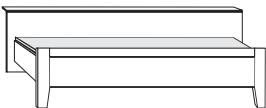

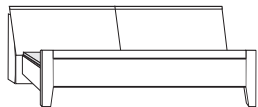
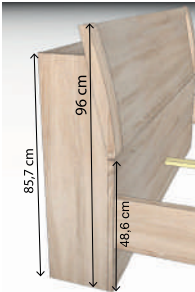


Comfort beds for overbed units

4-position height adjustment

Bedside height 43 cm

Footboard height 46 cm

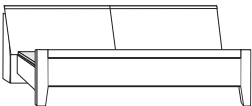
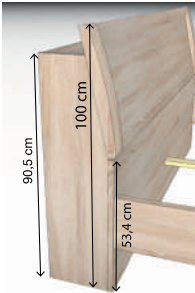
Description	Bed surface in cm	Surface in cm	Art. no.	PG 1 GBP	PG 2 GBP
 <p>With book rest</p> <p>Footboard height: 46 cm Height to bed side top edge: 43 cm</p>	140 x 190	149 x 196	256	818,-	818,-
	150 x 200	169 x 219	200	818,-	818,-
	160 x 200	169 x 219	382	818,-	818,-
	180 x 200	189 x 219	383	818,-	818,-
 <p>Space-saving comfort bed</p> <p>Footboard height: 46 cm Height to bed side top edge: 43 cm</p>	140 x 190	149 x 196	431	818,-	818,-
	150 x 200	169 x 206	202	818,-	818,-
	160 x 200	169 x 206	464	818,-	818,-
	180 x 200	189 x 206	468	818,-	818,-
 <p>With bedding box in headboard</p>  <p>Footboard height: 46 cm Height to bed side top edge: 43 cm</p>	140 x 190	149 x 225	263	1145,-	1145,-
	150 x 200	169 x 235	204	1145,-	1145,-
	160 x 200	169 x 235	230	1145,-	1145,-
	180 x 200	189 x 235	231	1145,-	1145,-

Comfort beds for overbed units

4-position height adjustment

Bedside height 48 cm

Footboard height 60 cm

Description	Bed surface in cm	Surface in cm	Art. no.	PG 1 GBP	PG 2 GBP
 <p>With bedding box in headboard</p>  <p>Footboard height: 60 cm Height to bed side top edge: 48 cm</p>	140 x 190	149 x 225	615	1185,-	1185,-
	150 x 200	169 x 219	636	1185,-	1185,-
	160 x 200	169 x 235	620	1185,-	1185,-
	180 x 200	189 x 235	624	1185,-	1185,-

Luxor 3 & 4

Independent / incl. HDI

RETAIL PRICE LIST





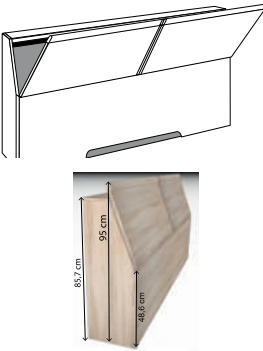
valid

01.03.2023-31.08.2023



Additional elements for comfort beds

4-position height adjustment

Description	Dimensions cm			Art. no.	PG 1 GBP	PG 2 GBP
	W	H	D			
 <p>Pair of slatted bases</p> <ul style="list-style-type: none"> - for bed 140 x 190 cm - for bed 150 x 200 cm - for bed 160 x 200 cm - for bed 180 x 200 cm 	140	8	190	106 330	190,-	190,-
	150	8	200	106 340	190,-	190,-
	160	8	200	106 350	190,-	190,-
	180	8	200	106 360	190,-	190,-
 <p>Cushion in faux leather mocha for bedding box</p> <ul style="list-style-type: none"> - for bed width 140 cm - for bed width 150 / 160 cm - for bed width 180 cm 	62	29	3,2	701	250,-	250,-
	72	29	3,2	702	250,-	250,-
	82	29	3,2	703	250,-	250,-
 <p>Headboard cushion in faux leather anthracite</p> <ul style="list-style-type: none"> - for bed width 140 cm - for bed width 150 / 160 cm - for bed width 180 cm 	62	29	3,2	970	250,-	250,-
	72	29	3,2	971	250,-	250,-
	82	29	3,2	972	250,-	250,-
 <p>Facing section for overbed recess, if no bed from this range is used</p> <ul style="list-style-type: none"> - for bed width 140 cm - for bed width 150 / 160 cm - for bed width 180 cm 	149	62	5	917	150,-	150,-
	169	62	5	858	150,-	150,-
	189	62	5	859	150,-	150,-
 <p>Bedding box for overbed recess, if no bed from this range is used</p> <ul style="list-style-type: none"> - for bed width 140 cm - for bed width 150 / 160 cm - for bed width 180 cm 	149	95	30	645	483,-	483,-
	169	95	30	646	483,-	483,-
	189	95	30	647	483,-	483,-

Luxor 3 & 4

Independent / incl. HDI


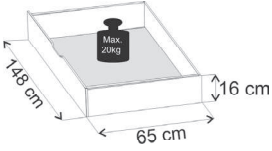
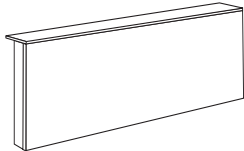


RETAIL PRICE LIST

valid

01.03.2023-31.08.2023



Additional elements for comfort beds

Description	Dimensions cm			Art. no.	PG 1 GBP	PG 2 GBP
	W	H	D			
 <p>Bed drawer for comfort beds incl. footboard panel, in pairs</p>						
 <p>Not available for 5ft beds!</p>						
<p>- for height to bed side top edge 43 cm</p> <p>- for bed surface area 140 x 190 cm</p> <p>- for bed surface area 160 x 200 cm</p> <p>- for bed surface area 180 x 200 cm</p>	140	15	61	861	703,-	703,-
	140	15	61	367	703,-	703,-
	140	15	61	378	703,-	703,-
<p>- for bedside height 48 and 53 cm</p> <p>- for bed surface area 140 x 190 cm</p> <p>- for bed surface area 160 x 200 cm</p> <p>- for bed surface area 180 x 200 cm</p>	140	15	61	709	703,-	703,-
	140	15	61	744	703,-	703,-
	140	15	61	784	703,-	703,-
 <p>Headboard with deep bookrest - for overbed recess, if no bed from this range is used.</p> <p>- for bed width 140 cm</p> <p>- for bed width 150 / 160 cm</p>	149 169	62 62	27 27	649 650	225,- 225,-	225,- 225,-
 <p>Mattress height adjustment adapter to lower the slatted base support:</p> <p>- by 4,8 cm for bed side height 48 cm</p> <p>- by 9,6 cm for bed side height 53 cm</p> <p>Not suitable for beds with bed-side height 43 cm!</p>	1	1	1	881	38,-	38,-
 <p>Standard-Höhenverstellung: 32,1 cm</p> <p>Continental-Adapter: 20,8 cm</p>						

Luxor 3 & 4

Independent / incl. HDI

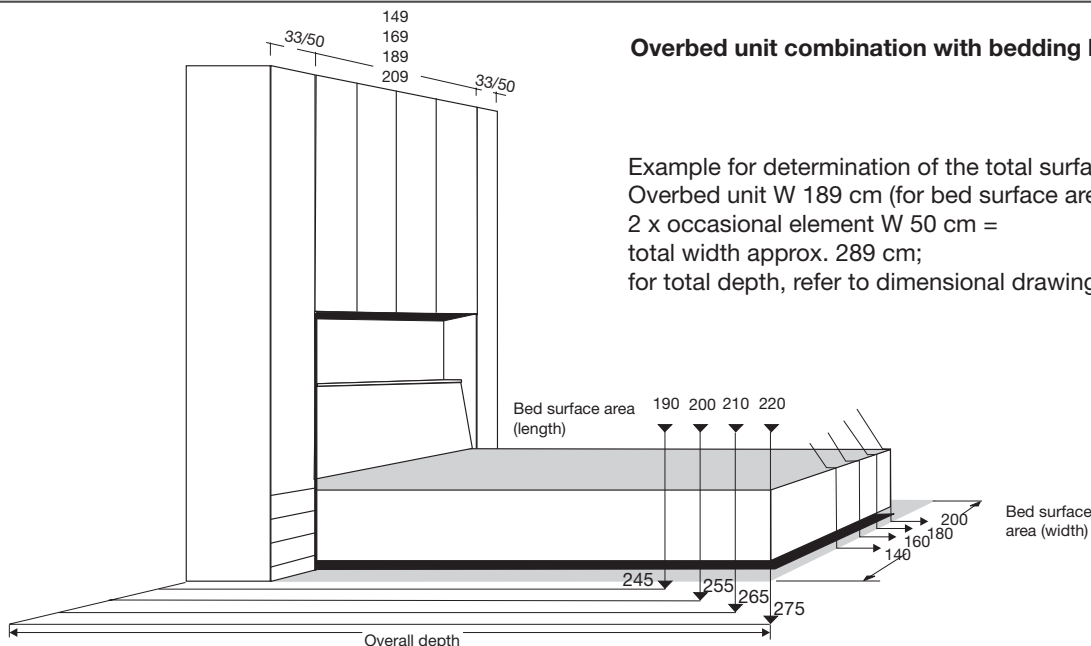
RETAIL PRICE LIST

valid

01.03.2023-31.08.2023

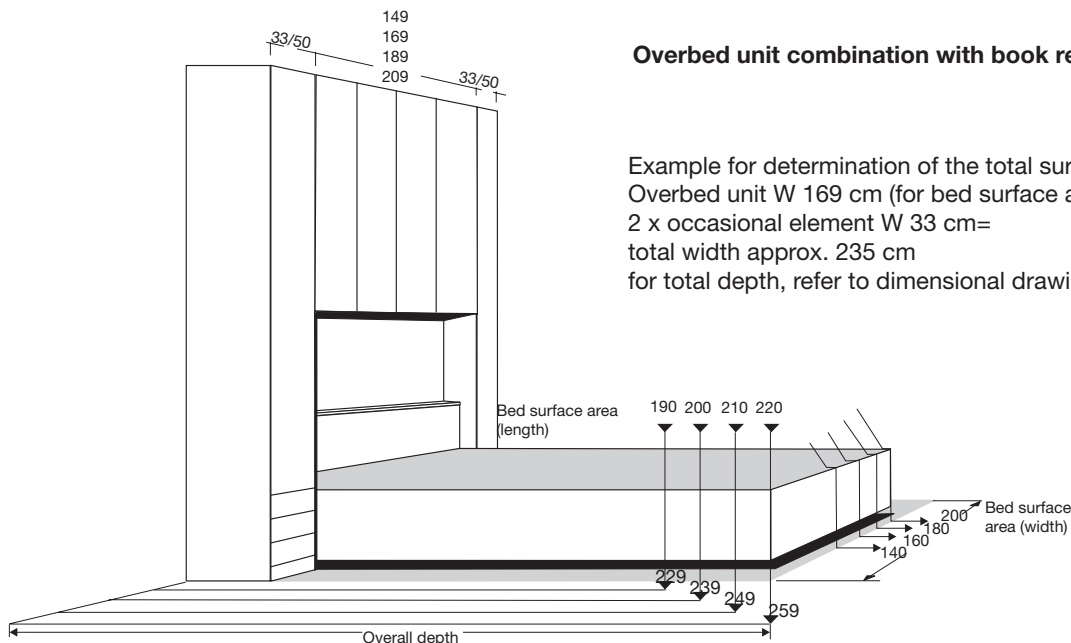


Overbed unit combination with bedding box



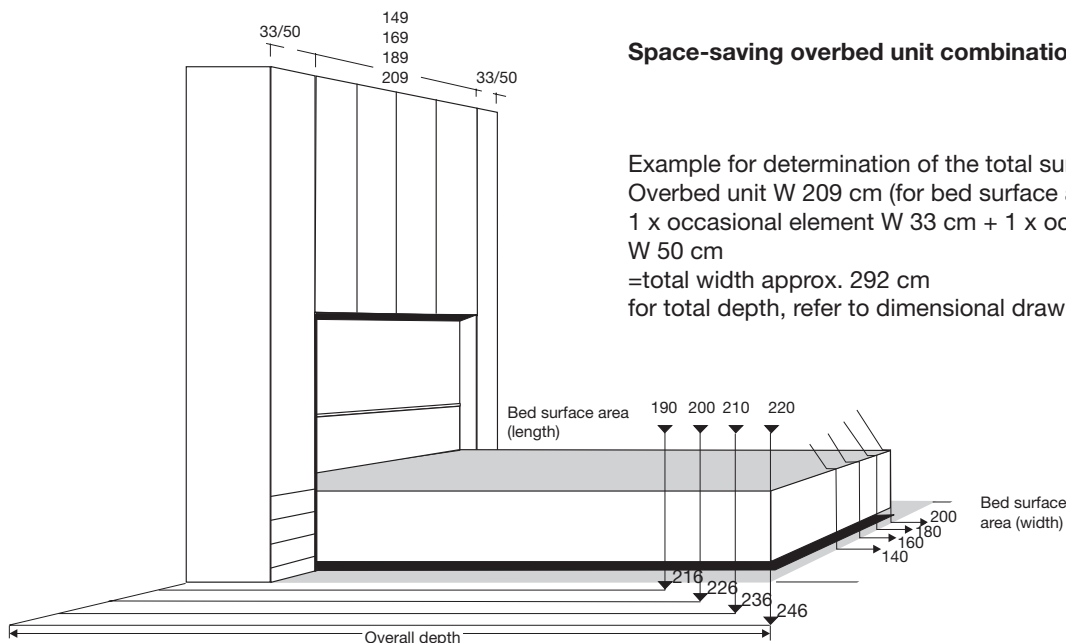
Example for determination of the total surface area:
 Overbed unit W 189 cm (for bed surface area W 180 cm) +
 2 x occasional element W 50 cm =
 total width approx. 289 cm;
 for total depth, refer to dimensional drawing

Overbed unit combination with book rest



Example for determination of the total surface area:
 Overbed unit W 169 cm (for bed surface area W 160 cm) +
 2 x occasional element W 33 cm =
 total width approx. 235 cm
 for total depth, refer to dimensional drawing

Space-saving overbed unit combination



Example for determination of the total surface area:
 Overbed unit W 209 cm (for bed surface area W 200 cm) +
 1 x occasional element W 33 cm + 1 x occasional element
 W 50 cm
 =total width approx. 292 cm
 for total depth, refer to dimensional drawing

Luxor 3 & 4

Independent / incl. HDI

RETAIL PRICE LIST

valid

01.03.2023-31.08.2023

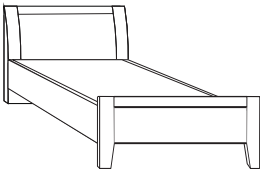
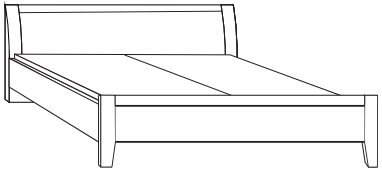

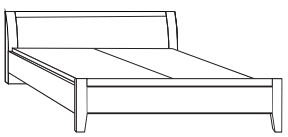
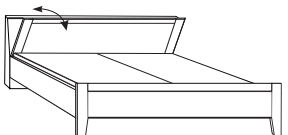
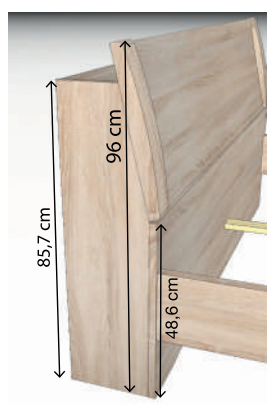


Comfort beds stand alone

Bedside height 43 cm

Footboard height 46 cm

4-position height adjustment

Description	Bed surface in cm	Surface in cm	Art. no.	PG 1 GBP	PG 2 GBP
 <p>Comfort bed, with wooden headboard without bedding box</p>  <p>Headboard height: 91 cm Footboard height: 46 cm Height to bed side top edge: 43 cm</p> <p> *Bed widths 90,100 and 120 cm not available in polar larche finish! and holm oak finish available!</p>	90 x 190 *	99 x 210	414	963,-	963,-
	90 x 200	99 x 220	416	963,-	963,-
	90 x 210	99 x 230	417	1065,-	1065,-
	90 x 220	99 x 240	418	1065,-	1065,-
	100 x 190*	109 x 210	421	963,-	963,-
	100 x 200	109 x 220	422	963,-	963,-
	100 x 210	109 x 230	423	1065,-	1065,-
	100 x 220	109 x 240	424	1065,-	1065,-
	120 x 190*	129 x 210	425	1023,-	1023,-
	120 x 200	129 x 220	426	1023,-	1023,-
	120 x 210	129 x 230	427	1130,-	1130,-
	120 x 220	129 x 240	428	1130,-	1130,-
	140 x 190	149 x 210	272	1145,-	1145,-
	140 x 200	149 x 220	273	1145,-	1145,-
	140 x 210	149 x 230	236	1260,-	1260,-
	140 x 220	149 x 240	237	1260,-	1260,-
160 x 190	169 x 210	429	1145,-	1145,-	
160 x 200	169 x 220	430	1145,-	1145,-	
160 x 210	169 x 230	435	1260,-	1260,-	
160 x 220	169 x 240	436	1260,-	1260,-	
180 x 190	189 x 210	437	1145,-	1145,-	
180 x 200	189 x 220	438	1145,-	1145,-	
180 x 210	189 x 230	439	1260,-	1260,-	
180 x 220	189 x 240	540	1260,-	1260,-	
 <p>Comfort bed, with wooden headboard and bedding box in headboard</p>  <p>Headboard height: 96 cm Footboard height: 46 cm Height to bed side top edge: 43 cm</p> 	140 x 190	149 x 225	330	1475,-	1475,-
	140 x 200	149 x 235	324	1475,-	1475,-
	140 x 210	149 x 245	238	1578,-	1578,-
	140 x 220	149 x 255	239	1578,-	1578,-
	160 x 190	169 x 225	567	1475,-	1475,-
	160 x 200	169 x 235	570	1475,-	1475,-
	160 x 210	169 x 245	571	1578,-	1578,-
	160 x 220	169 x 255	572	1578,-	1578,-
	180 x 190	189 x 225	573	1475,-	1475,-
	180 x 200	189 x 235	574	1475,-	1475,-
	180 x 210	189 x 245	575	1578,-	1578,-
	180 x 220	189 x 255	576	1578,-	1578,-

Luxor 3 & 4

Independent / incl. HDI

RETAIL PRICE LIST

valid

01.03.2023-31.08.2023

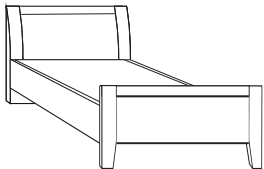
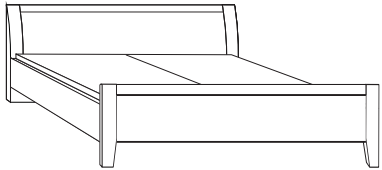
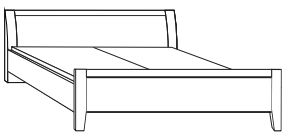
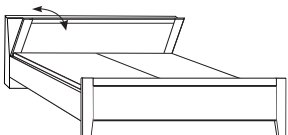
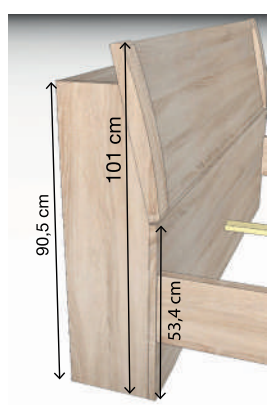


Comfort beds stand alone

Bedside height 48 cm

Footboard height 60 cm

4-position height adjustment

Description	Bed surface in cm	Surface in cm	Art. no.	PG 1 GBP	PG 2 GBP
 <p>Comfort bed, with wooden headboard without bedding box</p>  <p>Headboard height: 96 cm Footboard height: 60 cm Height to bed side top edge: 48 cm</p>	90 x 190	99 x 210	581	988,-	988,-
	90 x 200	99 x 220	582	988,-	988,-
	90 x 210	99 x 230	585	1098,-	1098,-
	90 x 220	99 x 240	586	1098,-	1098,-
	100 x 190	109 x 210	587	988,-	988,-
	100 x 200	109 x 220	588	988,-	988,-
	100 x 210	109 x 230	589	1098,-	1098,-
	100 x 220	109 x 240	590	1098,-	1098,-
	120 x 190	129 x 210	591	1038,-	1038,-
	120 x 200	129 x 220	592	1038,-	1038,-
	120 x 210	129 x 230	593	1145,-	1145,-
	120 x 220	129 x 240	594	1145,-	1145,-
	140 x 190	149 x 210	274	1200,-	1200,-
	140 x 200	149 x 220	275	1200,-	1200,-
	140 x 210	149 x 230	278	1315,-	1315,-
	140 x 220	149 x 240	279	1315,-	1315,-
160 x 190	169 x 210	700	1200,-	1200,-	
160 x 200	169 x 220	711	1200,-	1200,-	
160 x 210	169 x 230	712	1315,-	1315,-	
160 x 220	169 x 240	713	1315,-	1315,-	
180 x 190	189 x 210	714	1200,-	1200,-	
180 x 200	189 x 220	715	1200,-	1200,-	
180 x 210	189 x 230	716	1315,-	1315,-	
180 x 220	189 x 240	721	1315,-	1315,-	
 <p>Comfort bed, with wooden headboard and bedding box in headboard</p>   <p>Headboard height: 101cm Footboard height: 60 cm Height to bed side top edge: 48 cm</p>	140 x 190	149 x 225	276	1528,-	1528,-
	140 x 200	149 x 235	277	1528,-	1528,-
	140 x 210	149 x 245	281	1633,-	1633,-
	140 x 220	149 x 255	282	1633,-	1633,-
	160 x 190	169 x 225	817	1528,-	1528,-
	160 x 200	169 x 235	818	1528,-	1528,-
	160 x 210	169 x 245	821	1633,-	1633,-
	160 x 220	169 x 255	844	1633,-	1633,-
	180 x 190	180 x 225	887	1528,-	1528,-
	180 x 200	189 x 235	888	1528,-	1528,-
	180 x 210	189 x 245	911	1633,-	1633,-
	180 x 220	189 x 255	912	1633,-	1633,-



Additional elements for comfort beds

Description	Dimensions cm			Art. no.	PG 1 GBP	PG 2 GBP
	W	H	D			
 <p>Pair of slatted bases</p> <p>- for bed 140 x 190 cm</p> <p>- for bed 150 x 200 cm</p> <p>- for bed 160 x 200 cm</p> <p>- for bed 180 x 200 cm</p>	140	8	190	106 330	190,-	190,-
	150	8	200	106 340	190,-	190,-
	160	8	200	106 350	190,-	190,-
	180	8	200	106 360	190,-	190,-
 <p>Vario fitting - a double bed can be created with two single beds</p> <p>for bed length 190 cm</p> <p>for bed length 200 cm</p>	6,5	2,5	190	705	113,-	113,-
	6,5	2,5	200	706	113,-	113,-
 <p>Headboard upholstery in mocca faux leather</p> <p>- for bed width 90 cm</p> <p>- for bed width 100 cm</p> <p>- for bed width 120 cm</p> <p>- for bed width 140 cm</p> <p>- for bed width 150 / 160 cm</p> <p>- for bed width 180 cm</p>	82	29	3,2	697	178,-	178,-
	92	29	3,2	698	178,-	178,-
	112,4	29	3,2	699	178,-	178,-
	62	29	3,2	701	250,-	250,-
	72	29	3,2	702	250,-	250,-
	82	29	3,2	703	250,-	250,-
 <p>Headboard cushion in faux leather anthracite</p> <p>- for bed width 90 cm</p> <p>- for bed width 100 cm</p> <p>- for bed width 120 cm</p> <p>- for bed width 140 cm</p> <p>- for bed width 150 / 160 cm</p> <p>- for bed width 180 cm</p>	82	29	3,2	966		
	92	29	3,2	968		
	112,4	29	3,2	969		
	62	29	3,2	970	250,-	250,-
	72	29	3,2	971	250,-	250,-
	82	29	3,2	972	250,-	250,-

Luxor 3 & 4

Independent / incl. HDI

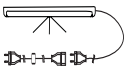


RETAIL PRICE LIST

valid

01.03.2023-31.08.2023


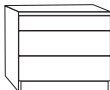

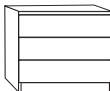
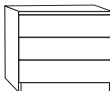
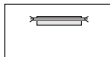
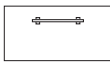
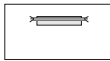


Additional elements for comfort beds

Description	Dimensions cm			Art. no.	PG 1 GBP	PG 2 GBP
	W	H	D			
 <p>Lights for orientation with motion detector for mounting at sides of bed</p> <p>This product contains a light device of energy efficiency class F</p>						
piece	21	2	1,7	640	118,-	118,-
pair	21	2	1,7	641	148,-	148,-
 <p>LED curved light</p> <p>This product contains a light device of energy efficiency class F</p>						
pair	50	2	4	642	248,-	248,-
 <p>LED curved light in chrome for futon bed</p> <p>This product contains a light device of energy efficiency class F</p>						
pair	35	4	3	643	248,-	248,-



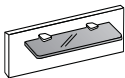
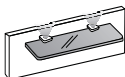

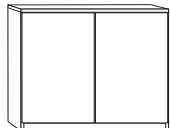
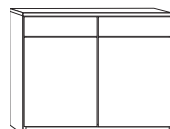
Occasional furniture

Description	Dimensions cm			Art. no.	PG 1 GBP	PG 2 GBP		
	W	H	D					
 Bedside cabinet with 3 drawers, top drawer narrow 	piece	40	50	37	915	280,-	305,-	
	pair	40	50	37	914	533,-	593,-	
	piece	60	50	37	610	305,-	335,-	
	pair	60	50	37	611	593,-	655,-	
			 - for beds with bedside height 43/48cm					
 Bedside cabinet with 3 drawers 	piece	40	56	37	631	303,-	315,-	
	pair	40	56	37	632	588,-	615,-	
	piece	60	56	37	633	330,-	355,-	
	pair	60	56	37	651	633,-	695,-	
			 - for beds with bedside height 53cm					
 Bedside cabinet panel, with glass shelf item left item right pair item left item right pair		40	20	12	652	113,-	113,-	
		40	20	12	653	113,-	113,-	
		40	20	12	654	190,-	190,-	
		60	20	12	655	130,-	130,-	
		60	20	12	656	130,-	130,-	
		60	20	12	657	215,-	215,-	
	 Bedside cabinet panel with glass shelf and LED lights item left item right pair <small>This product contains light devices of energy efficiency class F</small> item left item right pair		40	20	12	658	263,-	263,-
			40	20	12	659	263,-	263,-
			40	20	12	660	425,-	425,-
		60	20	12	661	268,-	268,-	
		60	20	12	662	268,-	268,-	
		60	20	12	663	463,-	463,-	



Occasional furniture

All hinged-doors incl. cushioned hinges

Description	Dimensions cm			Art. no.	PG 1 GBP	PG 2 GBP	
	W	H	D				
 <p>Bedside cabinet panel with smoked glass shelf</p> <p>piece</p> <p>pair</p> <p>piece</p> <p>pair</p>	40	20	12	104	113,-	113,-	
	40	20	12	126	190,-	190,-	
	60	20	12	127	113,-	113,-	
	60	20	12	131	190,-	190,-	
	 <p>Bedside cabinet panel with smoked glass shelf and LED lights</p> <p>piece</p> <p>pair</p> <p>piece</p> <p>pair</p>	40	20	12	140	263,-	263,-
		40	20	12	145	425,-	425,-
60		20	12	146	268,-	268,-	
60		20	12	151	463,-	463,-	
 <p>Drawer unit</p>		40	89	37	889	418,-	465,-
		60	89	37	685	425,-	483,-
	93	89	37	845	530,-	593,-	
	 <p>Dresser, 2 doors, with one shelf</p>	93	89	37	062	425,-	465,-
 <p>Dresser, 2 doors, 2 pull-outs at top</p>		93	89	37	684	483,-	553,-

This product contains light devices
of energy efficiency class G

Luxor 3 & 4

Independent / incl. HDI

RETAIL PRICE LIST

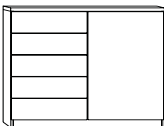
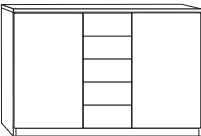


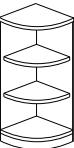
valid

01.03.2023-31.08.2023



Occasional furniture

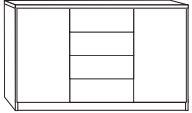
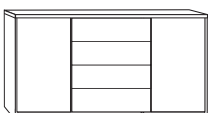

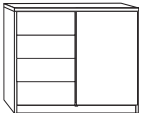
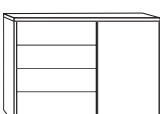



All hinged-doors incl. cushioned hinges

Description	Dimensions cm			Art. no.	PG 1 GBP	PG 2 GBP
	W	H	D			
 <p>Combination dresser, narrow, 5 pull-outs left, 1 door hinged right, one adjustable shelf behind</p>	93	89	37	024	550,-	618,-
 <p>Combination dresser, 5 pull-outs in centre, 2 outside doors, one adjustable shelf per door compartment</p>	125	89	37	419	618,-	675,-
 <p>Corner dresser</p> <p>LHH, for placing on left of bed</p> <p>LHH, for placing on right of bed</p> <p> Generally only available WITHOUT TRIMS (also in PG 2)</p>	61	89	61	686	483,-	483,-
	61	89	61	688	483,-	483,-
 <p>End corner</p>	37	89	37	068	365,-	365,-



Occasional furniture XXL, 4 pull-outs, Depth 58 cm

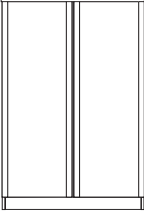
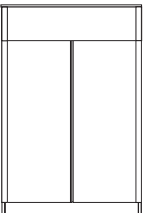

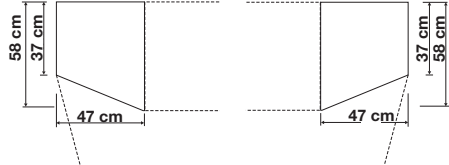
All hinged-doors incl. cushioned hinges

Description	Dimensions cm			Art. no.	PG 1 GBP	PG 2 GBP
	W	H	D			
 <p>XXL combination dresser 1 adjustable shelf per door 4 drawers</p>	150	83	58	840	578,-	983,-
	175	83	58	841	895,-	1025,-
 <p>Pull-outs with self-closing mechanism</p>						
 <p>XXL combination dresser narrow 1 shelf 4 drawers</p>	100	83	58	876	655,-	770,-
	125	83	58	877	728,-	835,-
 <p>Pull-outs with self-closing mechanism</p>						
 <p>XXL drawer unit 4 drawers</p>	75	83	58	842	578,-	628,-
 <p>Pull-outs with self-closing mechanism</p>						




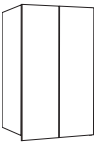
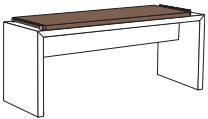


Occasional furniture XXL, Depth 58

All hinged-doors incl. cushioned hinges

Description	Dimensions cm			Art. no.	PG 1 GBP	PG 2 GBP
	W	H	D			
 <p>XXL chest with 2 doors</p> <p>Interior arrangement: 1 adjustable shelf, 1 clothes rail</p>	100	125	58	903	443,-	490,-
 <p>XXL chest with 2 doors and 1 pull-out</p> <p>Interior arrangement: 1 clothes rail</p>	100	125	58	904	593,-	618,-
 <p>End unit for XXL-chest with 2 doors, angled</p> <p>for placing on right</p> <p>for placing on left</p>	47	125	58	905	375,-	485,-
	47	125	58	906	375,-	485,-



Occasional furniture

Description	Dimensions cm			Art. no.	PG 1 GBP	PG 2 GBP
	W	H	D			
 Push-fit shelves						
	60	3	20	899	128,-	128,-
	80	3	20	891	130,-	130,-
	100	3	20	892	130,-	130,-
	150	3	25	893	145,-	145,-
	170	3	25	894	168,-	168,-
	190	3	25	895	178,-	178,-
 Wall unit with one adjustable shelf						
	56	90	32	900	505,-	550,-
 Dressing bench upholstered - with faux leather mocha - with faux leather anthracite						
	120	53	40	644	638,-	638,-
	120	53	40	677		
 Wall mirror						
	60	80	3	087	173,-	173,-
 Wall mirror, for lateral or vertical mounting						
	110	85	3	086	325,-	320,-

Luxor 3 & 4

Independent / incl. HDI

RETAIL PRICE LIST

valid


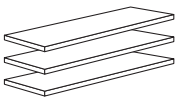




01.03.2023-31.08.2023



Unit accessories



When ordering more than one accessory item for a compartment, please make sure that all accessories do not interfere with each other's function.

Description	Dimensions cm			Art. no.	PG 1 GBP	PG 2 GBP
	W	H	D			
 <p>1 shelf</p> <ul style="list-style-type: none"> - for compartment width 30.2 cm - for compartment width 47.5 cm - for compartment width 72.2 cm - for compartment width 96.4 cm 	30,2	2,2	51,5	016	58,-	58,-
	47,5	2,2	51,5	017	60,-	60,-
	72,3	2,2	51,5	018	60,-	60,-
	96,4	2,2	51,5	026	70,-	70,-
 <p>3 shelves</p> <ul style="list-style-type: none"> - for compartment width 30.2 cm - for compartment width 47.5 cm - for compartment width 72.2 cm - for compartment width 96.4 cm 	30,2	2,2	51,5	034	93,-	93,-
	47,5	2,2	51,5	032	100,-	100,-
	72,3	2,2	51,5	033	105,-	105,-
	96,4	2,2	51,5	031	128,-	128,-
 <p>LED Light screen for shelves</p> <ul style="list-style-type: none"> - for compartment width 47.5 cm - for compartment width 72.2 cm - for compartment width 96.4 cm <p>2-piece set</p> <ul style="list-style-type: none"> - for compartment width 47.5 cm - for compartment width 72.2 cm - for compartment width 96.4 cm <p>3-piece set</p> <ul style="list-style-type: none"> - for compartment width 47.5 cm - for compartment width 72.2 cm - for compartment width 96.4 cm <p>Not useable for walk-in corner units!</p> <p>This product contains a light device of energy efficiency class F</p>	47,5	3	1	682	175,-	175,-
	72,3	3	1	683	188,-	188,-
	96,4	3	1	689	203,-	203,-
	47,5	3	1	690	315,-	315,-
	72,3	3	1	691	320,-	320,-
	96,4	3	1	692	335,-	335,-
	47,5	3	1	693	363,-	363,-
	72,3	3	1	694	433,-	433,-
	96,4	3	1	695	473,-	473,-
	 <p>1 adjustable shelf for extended corner unit</p>	88	2,2	88	420	83,-
 <p>1 adjustable shelf for chest of drawers with 2 doors (W 93 cm) only for art. no. 062</p>	89	2,2	31	434	60,-	60,-
 <p>Adjustable shelf for combination dresser, in pairs for dresser type 419</p>	44	2,2	31	433	70,-	70,-

Luxor 3 & 4

Independent / incl. HDI

RETAIL PRICE LIST

valid


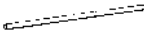


01.03.2023-31.08.2023



Unit accessories



When ordering more than one accessory item for a compartment, please make sure that all accessories do not interfere with each other's function.

Description	Dimensions cm			Art. no.	PG 1 GBP	PG 2 GBP
	W	H	D			
 <p>1 adjustable shelf for end unit, angled</p>	43	2,2	51,5	990	50,-	50,-
 <p>Hanging rail</p> <ul style="list-style-type: none"> - for compartment width 30.2 cm - for compartment width 47.5 cm - for compartment width 72.2 cm - for compartment width 96.4 cm 	30,2 47,5 72,3 96,4	1 1 1 1	1 1 1 1	088 035 036 037	40,- 43,- 48,- 58,-	40,- 43,- 48,- 58,-
 <p>Adjustable shelf for overbed unit</p> <ul style="list-style-type: none"> - for bed width 140 cm - for bed width 160 cm - for bed width 180 cm - for bed width 200 cm 	71,4 81,4 91,4 101,4	2,2 2,2 2,2 2,2	36,5 36,5 36,5 36,5	067 010 066 377	60,- 60,- 68,- 70,-	60,- 60,- 68,- 70,-
 <p>1 shelf</p> <ul style="list-style-type: none"> - for occasional element, width 33 cm, angled - for occasional element, width 50 cm, angled 	33 50	2 2	53 53	028 029	73,- 73,-	73,- 73,-

Luxor 3 & 4

Independent / incl. HDI

RETAIL PRICE LIST

valid

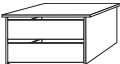
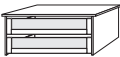
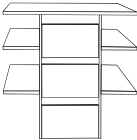
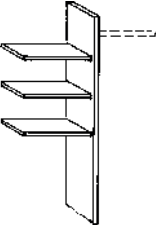
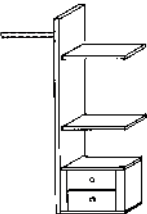
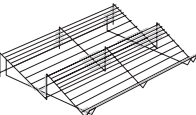
01.03.2023-31.08.2023



Unit accessories



When ordering more than one accessory item for a compartment, please make sure that all accessories do not interfere with each other's function.

Description	Dimensions cm			Art. no.	PG 1 GBP	PG 2 GBP
	W	H	D			
<p>Drawer insert with 2 drawers</p>  <p>Wood front</p> <ul style="list-style-type: none"> - for compartment width 47.5 cm - for compartment width 72.2 cm - for compartment width 96.4 cm  <p>Glass front</p> <ul style="list-style-type: none"> - for compartment width 47.5 cm - for compartment width 72.2 cm - for compartment width 96.4 cm 						
	47,5	41	51,5	038	305,-	305,-
	72,3	41	51,5	039	313,-	313,-
	96,4	41	51,5	042	343,-	343,-
	47,5	41	51,5	047	388,-	388,-
	72,3	41	51,5	048	400,-	400,-
	96,4	41	51,5	049	440,-	440,-
<p>Drawer insert with 3 drawers and wooden front</p>  <ul style="list-style-type: none"> - for compartment width 96.4 cm 	96,4	89	51,5	123	605,-	605,-
<p>Laundry shelf insert</p>  <ul style="list-style-type: none"> - for compartment width 72.2 cm - for compartment width 96.4 cm <p>Interior arrangement: 3 adjustable shelves, 1 hanging rail, 1 mid panel</p>	72,3	137	51,5	174	225,-	225,-
	96,4	137	51,5	474	225,-	225,-
<p>- for compartment width 72.2 cm</p> <p>- for compartment width 96.4 cm</p> <p>Interior arrangement: 2 drawers, 2 adjustable shelves, 1 hanging rail, 1 mid panel</p> 	72,3	137	51,5	179	388,-	388,-
	96,4	137	51,5	475	390,-	390,-
For use on both sides (left or right)!						
<p>Shoe rack</p> 	96	15	50	055	118,-	118,-

Luxor 3 & 4

Independent / incl. HDI

RETAIL PRICE LIST

valid

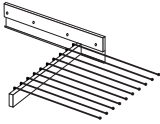
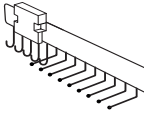
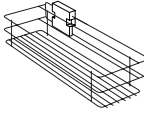




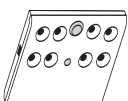
01.03.2023-31.08.2023



Unit accessories



When ordering more than one accessory item for a compartment, please make sure that all accessories do not interfere with each other's function.

Description	Dimensions cm			Art. no.	PG 1 GBP	PG 2 GBP
	W	H	D			
 <p>Trousers holder</p>	45	10	50	056	283,-	283,-
 <p>Tie and belt pull-out</p>	16	10	45	059	130,-	130,-
 <p>Utensil pull-out</p>	16	9	45	476	135,-	135,-
 <p>Tie and belt rack</p>	30	27	9	471	60,-	60,-
 <p>Interior mirror</p> <p> Only for hinged-door wardrobes with a width of 50cm available!</p>	36	80	2	472	60,-	60,-
 <p>clothes lift- for swing-door units only</p> <p>- for compartment width 72.3 cm - 96,4 cm</p>	100	85	14	473	213,-	213,-
 <p>LED Wardrobe interior lights with motion detector, incl. rechargeable battery via USB</p>						
1 item	10	2	10	264	125,-	125,-
2 items	10	2	10	265	183,-	183,-
3 items	10	2	10	267	263,-	263,-
4 items	10	2	10	269	335,-	335,-